



Federal Fiscal Year 2024 Annual Report



Collier Metropolitan Planning Organization
2885 Horseshoe Drive S.
Naples, FL 34104
CollierMPO.org
(239) 252-5814

MPO Vision & Mission

The Collier MPO's Mission is to provide transportation planning leadership through a collaborative effort to maintain a safe, efficient, integrated and multimodal transportation system.

The Collier MPO's Vision is to strive to provide a fully integrated and multimodal transportation system that safely and efficiently moves people and goods while promoting economic development and protecting natural and man-made regional assets.

www.colliermppo.org



Table of Contents

MPO Board	3
Overview	4
Strategic Plan	9
MPO Operations	10
FY25-29 Transportation Improvement Program	13
Strategic Plan Performance Measures	14
Locally Adopted Performance Measures	19
National Performance Measures	23
MPO Director's Summary	29
Looking Ahead to 2025	29





Collier MPO Board



**Commissioner
Rick LoCastro
DISTRICT 1**



**Commissioner
Chris Hall
DISTRICT 2**



**Commissioner
Burt L. Saunders
DISTRICT 3**



**Commissioner
Dan Kowal
DISTRICT 4**



**Commissioner
William L. McDaniel, Jr.
DISTRICT 5**



**Council Member
Linda Penniman
CITY OF NAPLES**



**Council Member
Berne Barton
CITY OF NAPLES**



**Council Member
Greg Folley
CITY OF MARCO ISLAND**



**Council Member
Tony Pernas
EVERGLADES CITY**



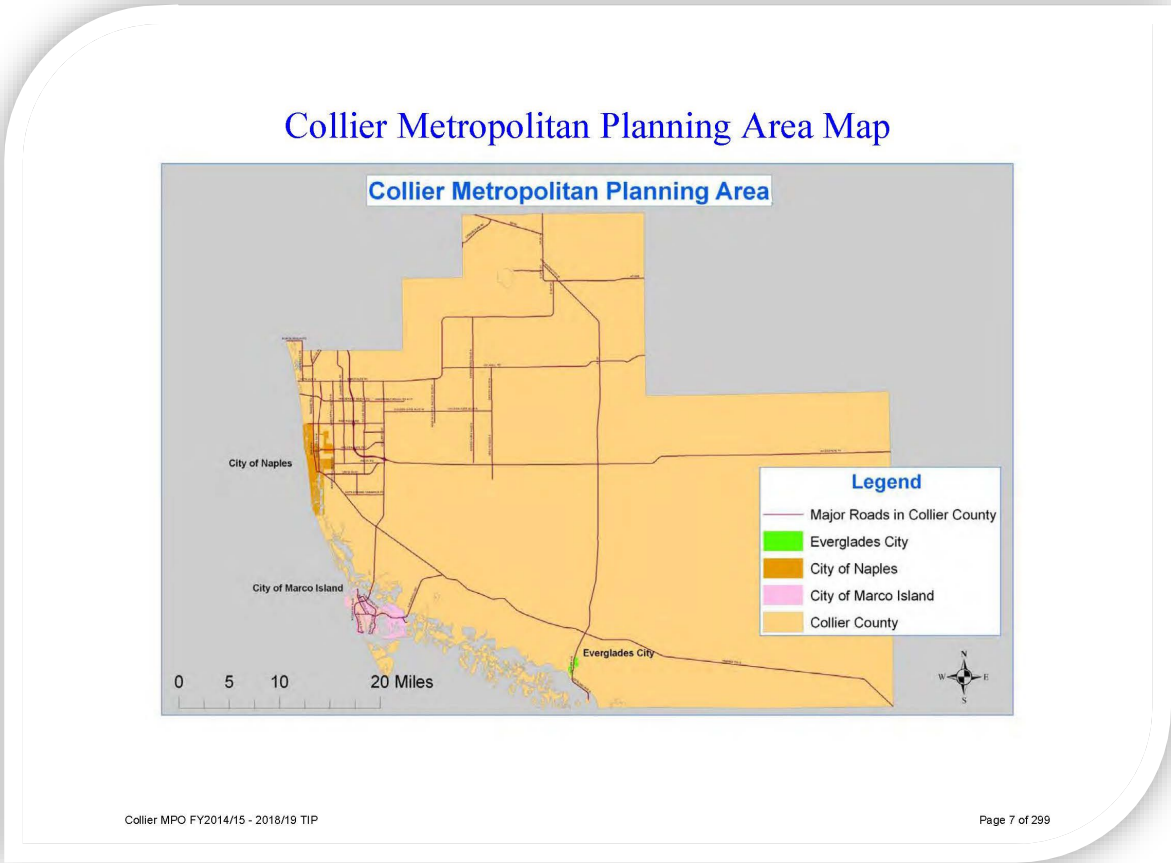
Annual Report Overview

This report is based on the Federal Fiscal Year (FFY) which runs from October 1st through September 30th. Thus, FFY 2024 applies to October 1, 2023 - September 30, 2024. The Annual Report addresses Federal Transportation Performance Measures (TPMs) and the performance measures the MPO Board has adopted in its Strategic Plan, Bicycle/Pedestrian Master Plan (2019) and Congestion Management Process (CMP) 2022 Update.

The Florida Department of Transportation (FDOT) submits annual reports on the federal TPM Targets throughout the year. FDOT typically provides safety statistics in January or February of the following calendar year. For that reason, the safety statistics in the Annual Report are a year behind.

Introduction to Collier MPO

The Collier MPO’s jurisdiction includes Collier County and the cities of Naples, Marco Island and Everglades City. Established in 1982, the Collier MPO is a federally mandated transportation policy-making organization composed of locally elected officials from Collier County, the City of Naples, the City of Marco Island, and the City of Everglades City. The MPO is tasked to provide both the urban and rural areas of the County with a **Continuing, Cooperative, and Comprehensive (3-C) planning process** to ensure that



highways, transit, bicycle, pedestrian and other transportation facilities are properly considered within the context of the overall transportation needs of the community.

The MPO staff reports directly to the MPO Board and provides information and technical assistance to the MPO's advisory committees. The advisory committees, along with the MPO staff, provide recommendations to the MPO Board regarding short- and long-range planning, multimodal project prioritization and related issues. The MPO Board and each of its advisory committees operate under bylaws approved by the MPO Board. The advisory committees include the Technical Advisory Committee (TAC), Citizens Advisory Committee (CAC), Bicycle and Pedestrian Advisory Committee (BPAC), Local Coordinating Board for the Transportation Disadvantaged (LCB) and the Congestion Management Committee (CMC). Members of these committees, various interested parties and citizens make up the MPO Master Database of Contacts. The committees review plans, documents and programs and provide comments and recommendations during the development of plans and major studies. Documents presented to the MPO Board for approval, endorsement or ratification have typically been reviewed by the TAC and CAC, and other committees as appropriate.

As reported in the 2045 Long Range Transportation Plan (LRTP), Collier County, at 1,997 square miles, is the largest county in Florida by land area. Approximately 67 percent of the County's land area has a land use designation of Conservation, is owned primarily by the federal and state government, and is restricted from development.

Collier County had a population of 375,752 according to the 2020 Decennial Census. The U.S. Census Bureau's 2023 American Community Survey (ACS) 1-Year Estimate places the Median Household Income in Collier County at \$90,072 compared to \$73,311 for the State of Florida; and Median age at 54.0 years compared to 42.8 for the State of Florida. Eleven percent (11%) of the population is estimated to live below the poverty line, a number that is lower than the State average of twelve percent (12%).

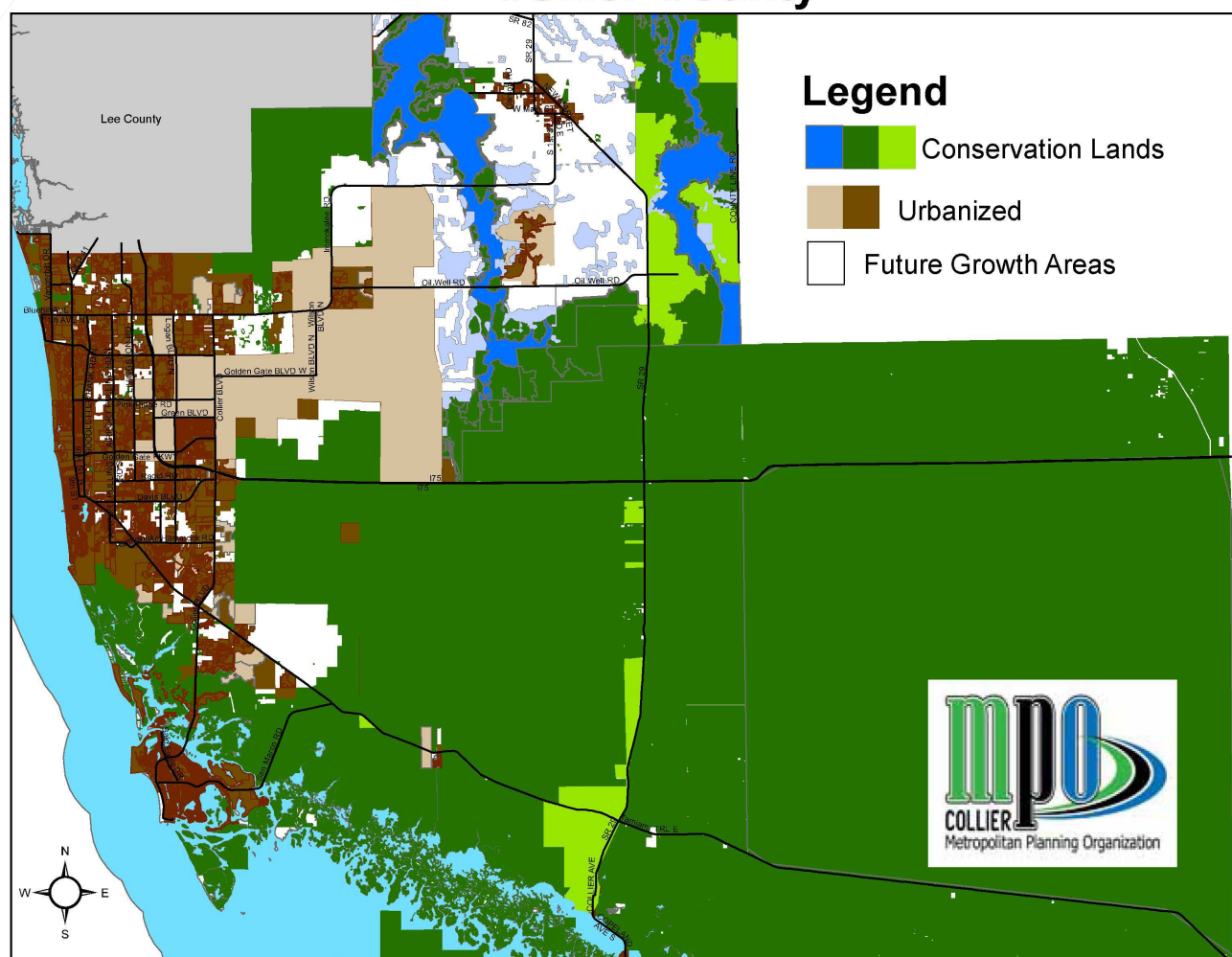
All of Collier County - including the cities of Naples, Marco Island, and Everglades City – experiences a large, seasonal increase in population and traffic between October and April, with the highest traffic volumes occurring in the months of February and March.

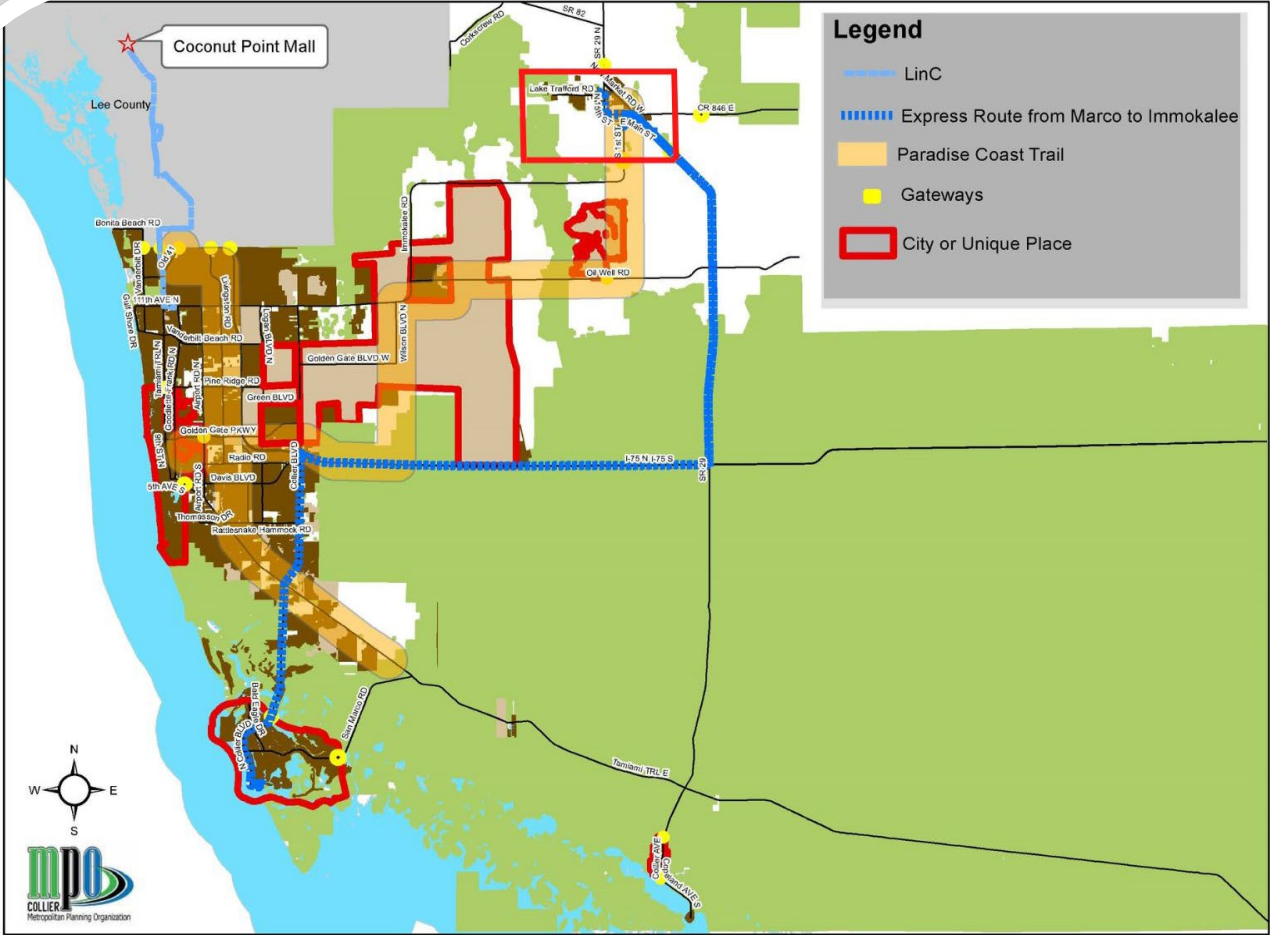
Collier County's Land Use Characteristics map on page 6 illustrates the prevalence of conservation lands relative to existing development and future growth areas. Urban form characteristics that affect transportation planning, such as regional transit and cycling connections, special places and gateways on major arterials, are identified in the map on page 7. The conservation lands provide recreational opportunities and help sustain the natural environment. They also form an effective urban growth boundary, creating an edge condition for Collier County that is reflected in the sparse system of Federal Aid eligible roadways shown on the map on page 8.

The MPO's 2023-2024 Strategic Plan is on page 9. The Strategic Plan is updated annually to guide the activities of MPO staff under the leadership of the MPO Executive Director.



Collier County Land Use Characteristics

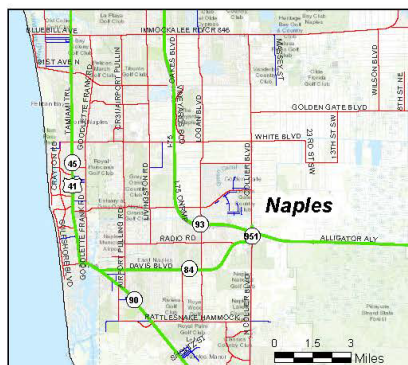




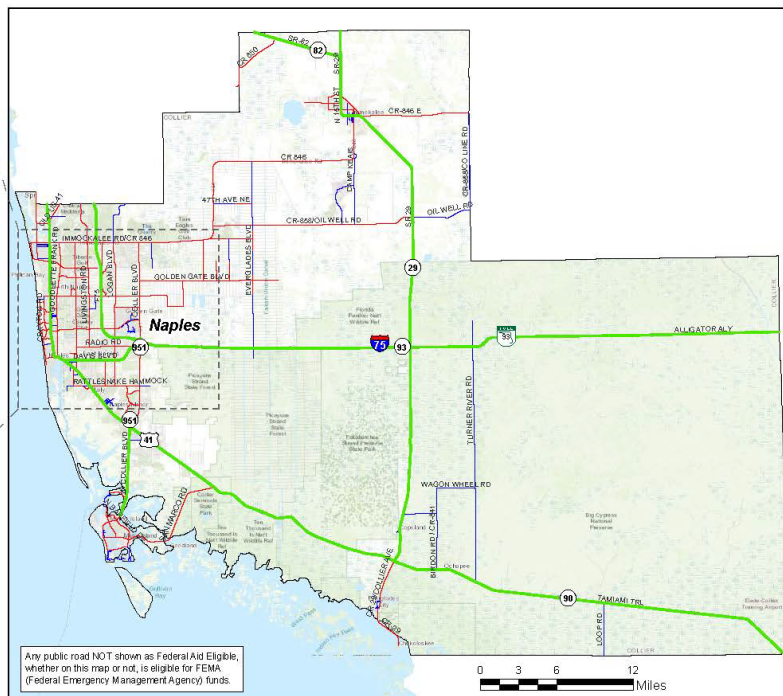
Date: 9/4/2024

Federal Aid Eligibility Map

COLLIER COUNTY
- FLORIDA -



FLORIDA DEPARTMENT
OF TRANSPORTATION
Transportation Data & Analytics



Any public road NOT shown as Federal Aid Eligible, whether on this map or not, is eligible for FEMA (Federal Emergency Management Agency) funds.



MPO Strategic Plan for FFY 2023/2024

Goal	Strategy	Measure
<i>Board Expectations of MPO Director</i>		<i>Director Reports to Board During Annual Evaluation</i>
Results Oriented, Effective & Efficient Use of Resources	Uphold constructive relationships with Board, Committees FDOT, FHWA, FTA, regional partners; identify new funding opportunities	Updated regional plans & priorities; consistently meet state, federal deadlines & requirements for UPWP, TIP, LOPP, CMP, PPP, Annual and Quadrennial Reviews; apply for, or support member governments applications for new funding under Bipartisan Infrastructure Law.
Address Staff Vacancies	Work with County HR to recruit planning staff and UPWP budget process to hire professional services needed in the interim	Fill two vacant planner positions or contract professional services to meet programmatic requirements within budget and consistent with County HR policies, job descriptions, and pay scale.
Sustained Public Outreach	Sustain community engagement via social media, on-line surveys, in-person and virtual opportunities to participate in planning process	Report results of annual surveys, staff & consultant participation at in-person and virtual meetings, comment on effectiveness of outreach strategies in reaching target audiences

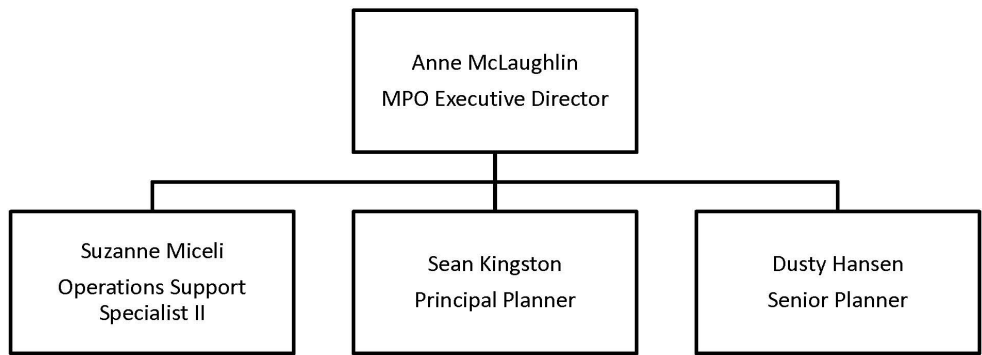


MPO Operations



Staffing

Current MPO staffing is shown in the organizational chart below. Ms. Dusty Hansen, Senior Planner, joined the MPO staff in August 2022. Mr. Sean Kingston, Principal Planner, was hired in October 2022. Ms. Suzanne Miceli joined the staff in June 2023. Ms. Anne McLaughlin became the MPO Executive Director in January 2016.



The MPO, with only four staff members, currently manages the consultant contracts and plan development for five ongoing plans, manages five grants, manages and provides support for 46 board/advisory committee meetings per year, in addition to complying with numerous deadlines.



State Fiscal Year 2025/2026 Operating Budget¹

Collier County serves as the fiscal agent for the MPO and provides extensive support that allows the MPO to keep the member entity contributions quite low. The Staff Services Agreement and Lease Agreement with Collier County were amended in May 2022 for concurrent three-year terms.

The Unified Planning Work Program (UPWP) establishes the 2-year operating budget for the MPO. Federal Planning (PL) funds are the primary source of revenue for the MPO's UPWP. PL funds are encumbered through an MPO Agreement between the Collier MPO and FDOT, which runs concurrently with the UPWP's 2-year funding cycle. Year one funds can be spent in the second year as long as the budgeted task is identified in the second year of the UPWP. The MPO budget is reported by State Fiscal Year (SFY), which runs from July 1st through June 30th, so the reporting period differs from the Federal Fiscal Year. The UPWP FY2024 period ended on June 30, 2024. We are currently in UPWP FY2025.

The MPO also received FTA Section 5305 Metropolitan Planning funds in the past that were allocated through separate Public Transit Grant Agreements (PTGA) by the FDOT Public Transit Office on a different cycle. FDOT changed to a Consolidated Planning Grant process effective SFY 2023, which incorporates 5305 funds into the MPO Agreement to simplify the UPWP development and reporting process.

In addition to the Federal funds, the MPO receives \$8,000 in annual Local Funds contributed by member governments. These funds are not included in the MPO Agreement and are used sparingly to cover expenses allowable under State law but ineligible for reimbursement under the Federal grants the MPO receives. The County's accounting system tracks the use of these funds.

The MPO also receives an annual grant from the State of Florida Commission for the Transportation Disadvantaged (TD) to carry out planning tasks and administrative functions related to the LCB and the transportation disadvantaged program in Collier County. The FY 2024/2025 TD planning grant amount is \$30,780.

It is important to note that while the MPO receives planning fund allocations for each fiscal year under an MPO Agreement, the PTGAs and the MPO's USDOT grant to develop a Safe Streets for All Comprehensive Action Plan will extinguish once spent down.

FY 24/25 plans completed or underway are as follows:

1. 2050 Long Range Transportation Plan, Jacobs Engineering, Funded Under the MPO Agreement
2. Transit Development Plan, Major Update, Stantec, Funded Under the MPO Agreement
3. Bicycle and Pedestrian Master Plan Update, Capital Consulting Solutions, Funded under the MPO Agreement
4. Comprehensive Safety Action Plan, TYLin, Funded under USDOT Agreement for Safe Streets for all: \$200,000 from USDOT; \$40,000 from Collier County; and \$10,000 from carryover MPO local funds
5. Regional Transit Service and Fare Study, Jacobs Engineering, Funded with old 5305 PTGA funds

¹ FY24/25-25/26 UPWP approved by MPO Board on May 10, 2024

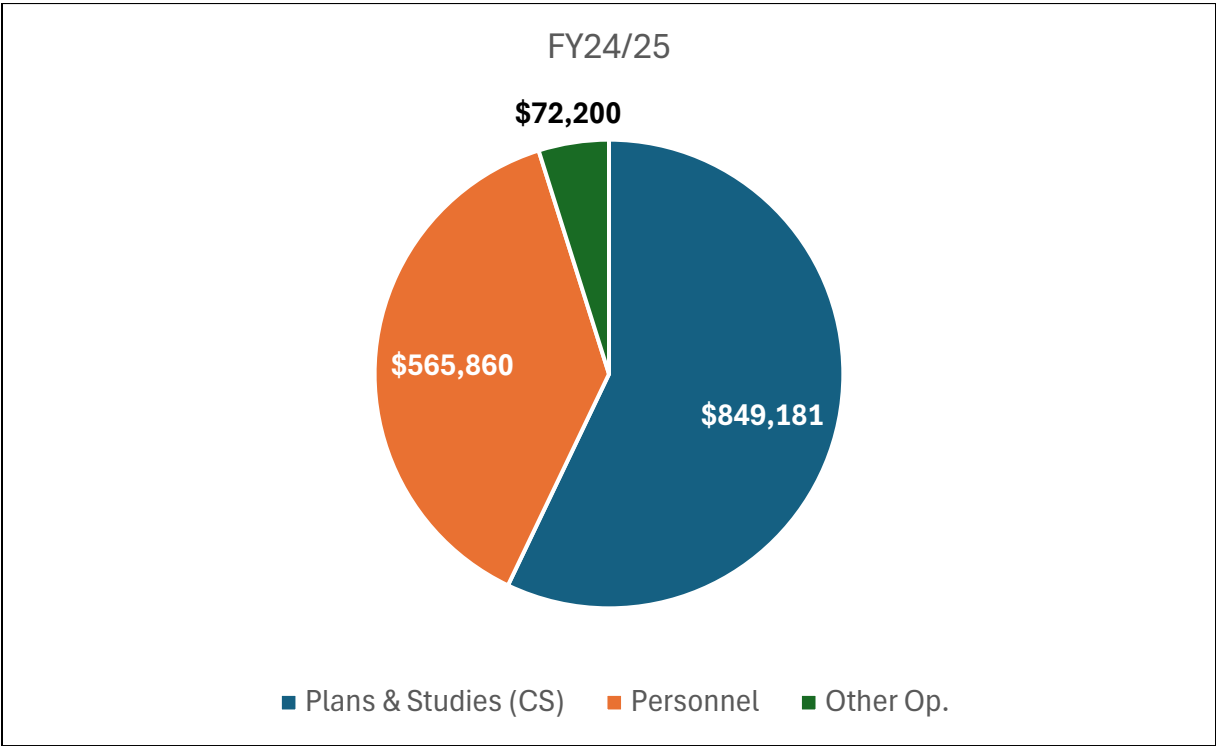


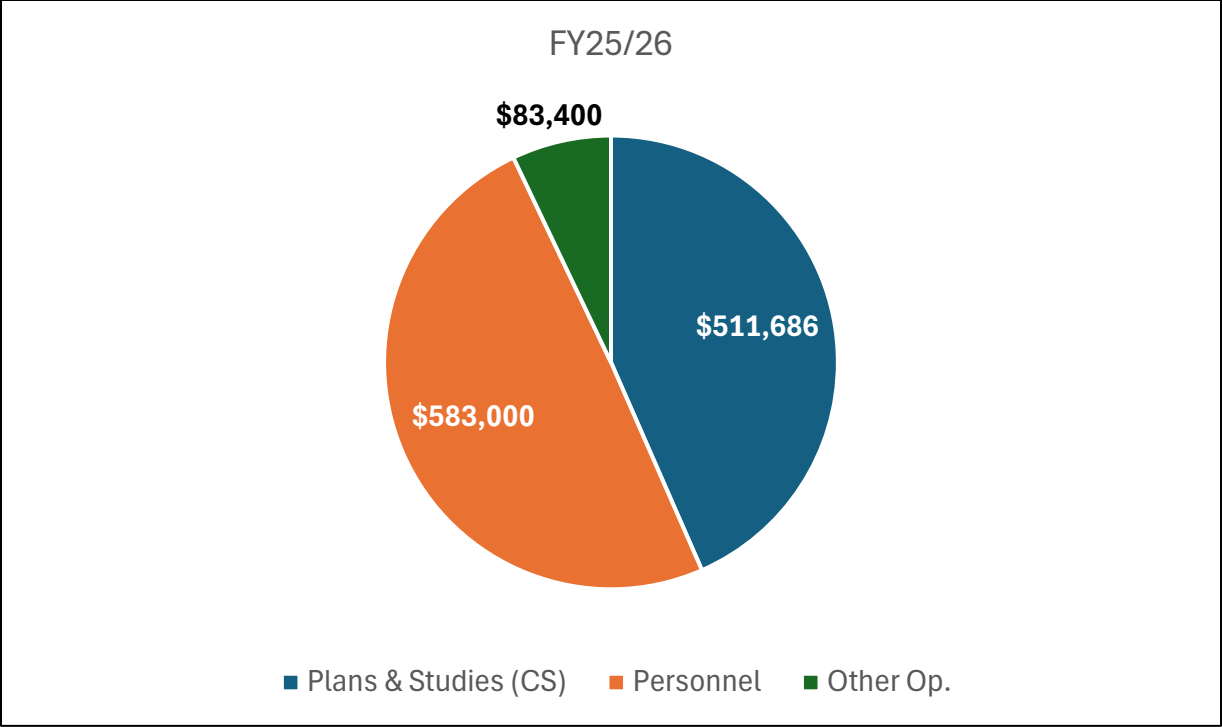
- 6. Zero Emissions Fleet Transition Plan, Benesch, Funded with old 5305 PTGA funds and 5307 contributions from Collier County

FY 25/26 plans and studies include:

- 1. 2050 LRTP (Completion and Wrap Up), Jacobs Engineering, Funded under the MPO Agreement
- 2. Regional Congestion Management Plan, TBD, in collaboration with Lee MPO, Funded under the MPO Agreement

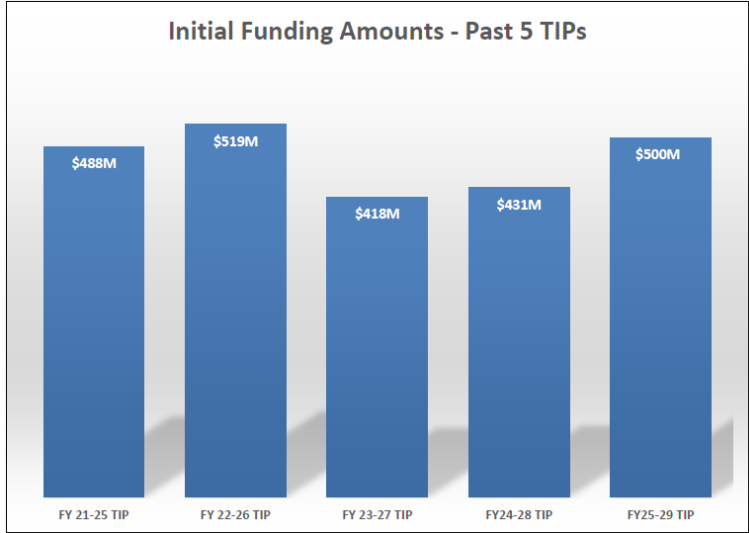
The following pie charts reflect typical fluctuations in the MPO’s grant funding under the MPO Agreement between FY 24/25 and 25/26. The variation is due to roll-over amounts from prior years and the use of Surface Transportation Block Grant – Urban (SU) funds to fund Consultant Services (CS) to produce updates to the Long Range Transportation Plan (LRTP) and other major plans.





2025 - 2029 Transportation Improvement Program (TIP)

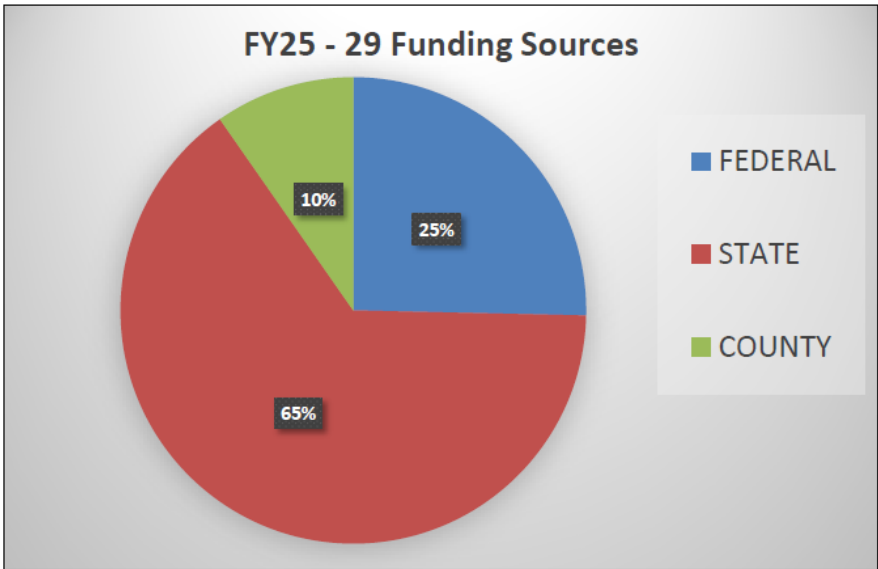
The MPO Board adopted the FY 2025 - 2029 TIP on June 14, 2024. Total funding identified in the TIP fluctuates from one fiscal year to another based on the phase that projects are in, duration of the phase, and the size and number of projects programmed in that year. Total funding for the FY 2025 – 2029 TIP² was roughly \$500 million.



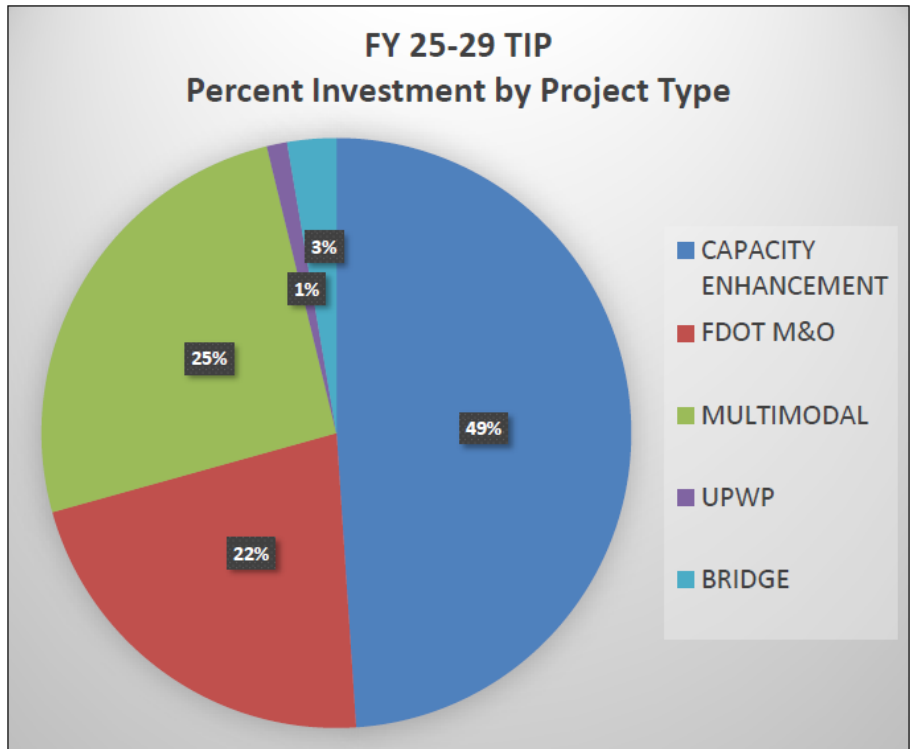
² FDOT Work Program download files dated 4/8/24



The major sources of funding for the TIP are Federal, State and Collier County.



The percent investment by project type is shown below:



STRATEGIC PLAN PERFORMANCE MEASURES

Results Oriented, Effective and Efficient Use of Resources

Measures: Updated regional plans and priorities; consistently meet state, federal deadlines and requirements to update core documents; performance on annual certification; apply for and/or support local government applications for new funding available under the Bipartisan Infrastructure Law (BIL).

Annual Highlights

Updated Regional Plans

- Apportionment Plan: approved by MPO Board in October 2023. Approval letter signed by Governor dated 8/8/24 has been received.
- Regional Coordination on 2050 Long Range Transportation Plans (LRTPs): Lee and Collier MPO staff are coordinating on Lee MPO's CR 951 Extension Feasibility Study and on LRTP road network model runs for regional network connections across county lines.
- Regional Rail Feasibility Study, Collier, Lee, Sarasota-Manatee & Charlotte-Punta Gordo MPOs, MPOAC-FDOT application submittal.
- Federal Freight Grant Application for Old US 41, Collier/Lee MPO Joint Submittal.
- Regional Transit Service and Fare Study.
- Joint Regional BPAC Workshop with Lee MPO, October 2023 in Ft. Myers.

Apply for/Support Applications for New Discretionary Grants under BIL

- Safe Streets and Roads for All – Safety Action Plan Grant: The consultant, TY Lin, is currently wrapping up the Existing Conditions and Safety Analysis. The Steering Committee Kick off meeting was held on August 28, 2024. A Public Survey was distributed in the MPO's August 15th Newsletter, and posted to the County's Facebook page in August/September 2024.

Deadlines Met:

- Annual Joint FDOT/MPO Certification Review, April 2024
- FY 2024-25 to 2025-26 UPWP, May 2024
- FY 2025-2029 TIP, June 2024
- Annual List of Project Priorities (LOPP), June 2024
- CTD Planning Grant Agreement for FY 2024-2025, July 2024
- E+C Network & 2050 Socioeconomic Data by TAZ (2050 LRTP), July 2024
- Federal Quadrennial Certification Review – Site Visit July 23/24, 2024
- Bicycle & Pedestrian Call for Projects, BPAC review August 2024
- Functional Classification and Urban Area Boundary update – final MPO Board approval ratified by resolution on September 13, 2024



Address Staff Vacancies

Measures: Fill two vacant planner positions or contract professional services to meet programmatic requirements within budget and consistent with County HR policies, job descriptions, and pay scale.

Status

- MPO is fully staffed. Essential MPO operational trainings have been completed, such as ADA, Title VI, Travel Demand Modeling, UPWP, Grants Compliance, Procurement, TIP, Transit, TD program. MPO Staff is performing well. The Senior Planner filled in for the Director while she was out for 3 weeks this summer.

Sustained Public Outreach

Measures: Report results of annual surveys, staff & consultant participation at in-person and virtual meetings, comment on effectiveness of outreach strategies in reaching target audiences.

Annual Highlights

- Developed [informational Video](#) in-house to demonstrate to Federal certification review team advisory committee members' engagement in planning process & encourage others to participate
- Monthly eNewsletter
- Public Participation Plan Updated
- Special Events:
 - Director participated in County's public meeting on Vanderbilt Dr sidewalk project, Veterans Park, January 2024
 - Staff hosted informational booth at Vision Fair at Lighthouse of Collier, March 2024
 - Director presented to Marco Island City Council, March 24, Major Projects in the Pipeline, Long-Term Outlook for Growth, Funding and Congestion
 - Director presented as member of Regional Transportation Panel hosted by Chamber of SW Florida, April 2024, Ft. Myers.
 - Staff hosted informational booth at Collier to Polk Regional Trail public open house hosted by FDOT in June 2024
 - Director presented on Collier to Polk Regional Trail at Florida Greenways and Trails Council meeting in Tallahassee, December 2023 and in Winter Haven, March 2024; at (virtual) Kick-Off Meeting, Collier to Polk Regional Trail Alliance, June 2024
- Annual TD Public Workshop, March 2024
- MPO postings on County's Facebook
 - Bike-Ped Master Plan Survey – Feb/March 2024
 - Bike-Ped Master Plan Interactive Map – August/September/October 2024
 - Public Notice of Federal Certification Review Site Visit, posted in June/July 2024
 - Safety Action Plan-Public Survey, August/September/October 2024
 - 2050 LRTP Visioning Survey, August/September/October 2024



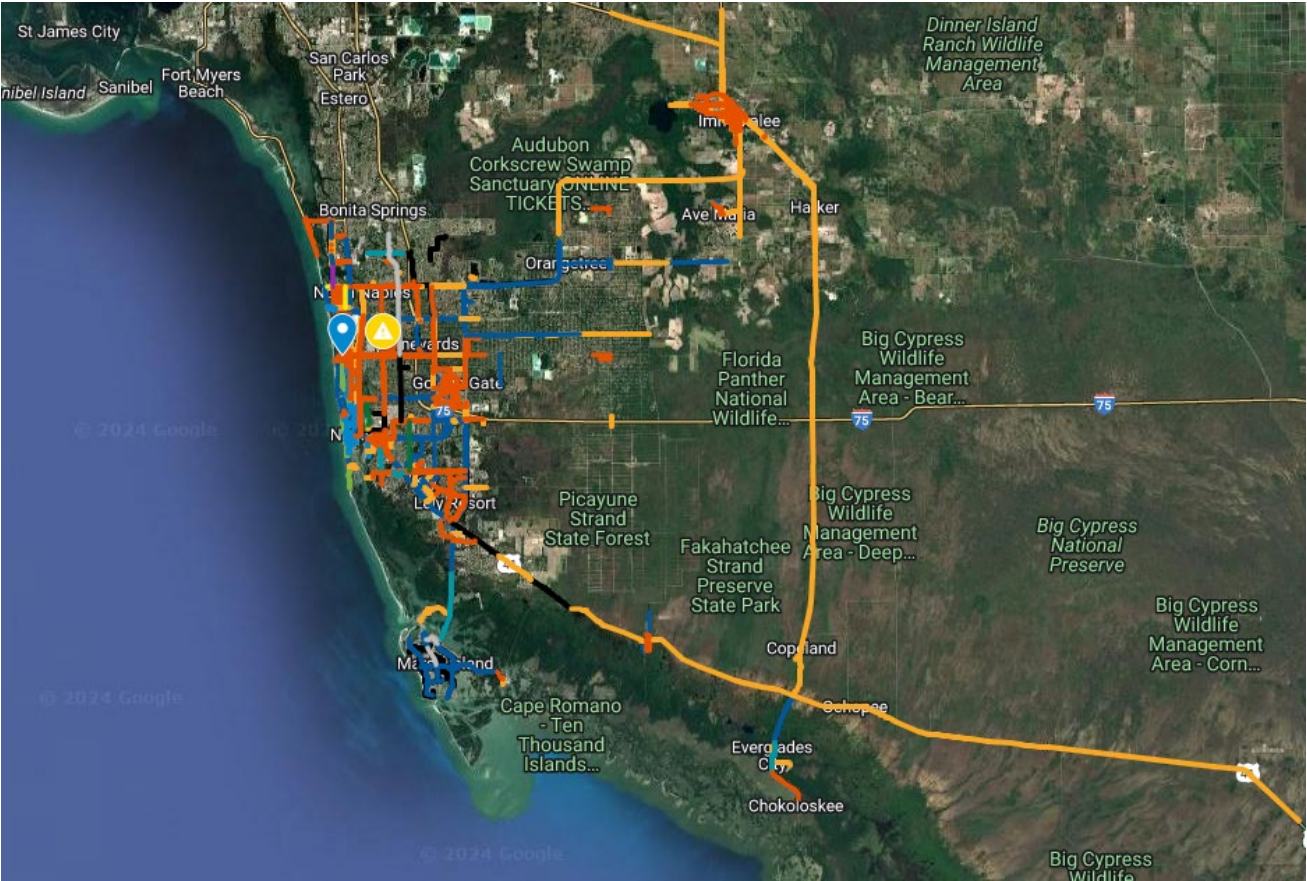
Watch Collier MPO's Informational Video to learn about us!





We want to hear from you, take our survey today!





The MPO’s Bike Ped Master Plan Interactive Map can be viewed [here](#).



LOCALLY ADOPTED PERFORMANCE MEASURES

Congestion Management Process 2022 Performance Monitoring Plan

The Board adopted the current Congestion Management Process (CMP) update on April 8, 2022. The CMP implemented the Performance Monitoring Plan shown below.

Table 6-1 Performance Monitoring Plan (CMP 2022 Update)

Performance Measures	Monitoring Activity	Data Source & Responsible Agency
<ul style="list-style-type: none"> % of roadway miles by volume-to-capacity (V/C) ratio & of vehicle miles traveled (VMT) by V/C ratio VMT on designated truck routes with a V/C ratio > 1.0 	MPO CMP Database; LOS analysis	Collier County AUIR; FDOT LOS spreadsheet; Naples traffic counts
<ul style="list-style-type: none"> Number of signalized intersections connected to Advanced Traffic Management System (ATMS) 	Collier County CIP	Collier County Traffic Operations
<ul style="list-style-type: none"> Total crashes Motor vehicle severe injury crashes Motor vehicle fatal crashes Pedestrian and bicycle severe injury and fatal crashes Number of Crashes Involving Heavy Vehicles/Trucks 	Safety Performance Measures Report; Crash Data Analysis	Collier MPO / FDOT Collier County CDMS
<ul style="list-style-type: none"> Average bus route service frequency and number of routes Passenger trips (annual ridership) Passenger trips per revenue hour Transit on-time performance 	National Transit Database Reporting	Collier Area Transit
<ul style="list-style-type: none"> Centerline miles of bicycle lanes Linear miles of connector sidewalks on arterial roadways Linear miles of shared-use paths adjacent to roadways 	Bicycle/Pedestrian Master Plan	Collier MPO
<ul style="list-style-type: none"> Number of people registered in the FDOT Commute Connector database that have an origin in Collier County 	District 1 Commute Connector	FDOT
<ul style="list-style-type: none"> Share of regional jobs within a ¼-mile of transit Share of regional households within a ¼-mile of transit 	GIS analysis during TSP Update	Collier MPO / RITIS Database
<ul style="list-style-type: none"> Mean time for responders to arrive on-scene after notification Mean incident clearance time Road Ranger stops 	Road Rangers Performance Measures Report	FDOT
<ul style="list-style-type: none"> Report on nature of comments/responses and customer satisfaction. 	Traffic Operations Citizen Survey	Collier County Traffic Operations
<ul style="list-style-type: none"> Average Travel Speed Travel Time Index Congestion % 	Data Analysis during TSP Update	Collier MPO / RITIS Database



The MPO issued a Call for Congestion Management Projects in February 2023. Applications were vetted in the Fall of 2024 and the MPO Board adopted new congestion management project priorities in June 2024 targeting FY30 funding. Reporting on the above measures will occur after project completion.

Bicycle & Pedestrian Master Plan 2019 Performance Measures

A facility inventory was conducted as part of the Bicycle and Pedestrian Master Plan (BPMP) Update. The target completion date for the BPMP Update is June 2025 for incorporation by reference in the 2050 LRTP. The inventory will provide a comparison with 2020 baseline conditions to monitor progress.

Baseline Conditions (2020 Transportation System Performance Report)³

Pedestrian/ Bicycle Facilities

Measure	Result
Centerline miles of bicycle lanes	133
Centerline miles of connector sidewalks on arterial roadways	83
Linear miles of Shared Use Paths adjacent to roadways	4

Local Roads Safety Plan 2021 Implementation Status

The MPO Board approved the Local Roads Safety Plan (LRSP) on May 14, 2021. The Comprehensive Safety Action Plan (CSAP) anticipated completion date is September 2025. The CSAP will supersede the LRSP, but for the time being, the LRSP remains in force.

The LRSP Implementation Plan (Chapter 4) establishes the following:

- High crash corridor and intersection locations included in 2045 LRTP project prioritization and in Transportation System Performance Report and Action Plan project prioritization
- High crash corridor/intersection locations eligible for MPO TMA SU Funds in addition to Collier County Traffic Operations annual update on locations; FDOT’s annual reporting system; MPO BPMP
- Establishes funding for safety projects using TMA SU funds, MPO will issue Call for Safety Projects (periodically)
- Encourages formation of Traffic Safety Coalition such as Naples Bike/Ped Safety Coalition, CTST – MPO participates
- Enhanced Practices endorsed by MPO Board:
 - Speed management in high crash locations identified in LRSP

³ (Pedestrian/Bicycle Facilities data is based on the TSPR Road Network – Arterials and Collectors, does not include local roads)



- **Proactive Bike-Ped Safety Education and outreach, including safety material giveaways available free of charge from FDOT and NHTSA**
 - Coordinate with FDOT on programming Road Safety Audits
 - Include safety analysis in project scoping and design for road improvement projects and stand-alone bike/ped facility projects in high crash locations identified in LRSP and BPMP
- **Monitor and report on LRSP Implementation to MPO Board as part of safety performance report in Annual Report, TIP, and Update LRSP every 5 years prior to LRTP**

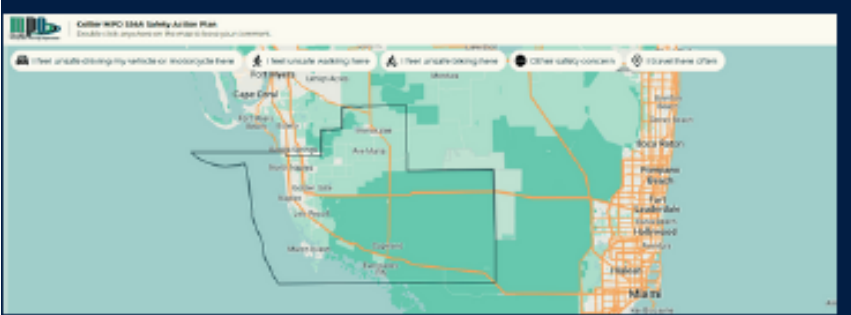
➤ **Public Education & Outreach 2024 Report**

1. October is National Pedestrian Safety Month – FDOT Pedestrian Safety Awareness *October 2023 Newsletter*
2. NHTSA Thanksgiving Holiday Travel Safety Message - *November 2023 Newsletter*
3. FDOT's Holiday Season Drive Sober or Get Pulled Over campaign – *December 2023 Newsletter*
4. Florida Strategic Highway Safety Plan and Safe System Approach - *January 2024 Newsletter*
5. FDOT D1 Safety Webpage "How well do you know Florida Rules of the Road" quiz. *February 2024 Newsletter*
6. March is Florida Bicycle Month – FDOT's Safety Webpage - *March 2024 Newsletter*
7. National Work Zone Awareness Week – events - *April 2024 Newsletter*
8. NHTSA and USDOT "Click It or Ticket" Campaign - *May 2024 Newsletter*
9. FDOT "Arrive Alive this Summer" campaign - *June 2024 Newsletter*
10. FDOT's Operation Southern Slow Down Speed Enforcement Initiative - *July 2024 Newsletter*
11. Collier MPO's Comprehensive Safety Action Plan Survey - *August 2024 Newsletter*
12. NHTSA Child Passenger Safety Week - *September 2024 Newsletter*



Collier to Polk Regional Trail Public Information Meeting June 6, 2024





Collier MPO SS4A Safety Action Plan
Enable click anywhere on the map to leave your comment.

Other unsafe driving by vehicle or motorcycle here
I feel unsafe walking here
Other unsafe driving here
Other safety concerns
I prefer these other

HELP MAKE OUR ROADS AND STREETS SAFER!

The Collier MPO is crafting a Safe Streets and Roads for All (SS4A) Safety Action Plan aimed at eliminating all deaths and serious injuries on its roadways, and ensuring that safe, comfortable transportation is a right for everyone who moves to and through Collier County and the cities of Naples, Marco Island and Everglades City.

Tell us about your experiences using the roads in Collier County. The survey will take 5-10 minutes to complete, and all responses are kept confidential. Your input will help the Collier MPO develop strategies to make its streets safer for all users.

Please submit your response by September 30, 2024. [Click here to take the survey!](#)

September 2024 Newsletter article



NATIONAL PERFORMANCE MEASURES (PM)

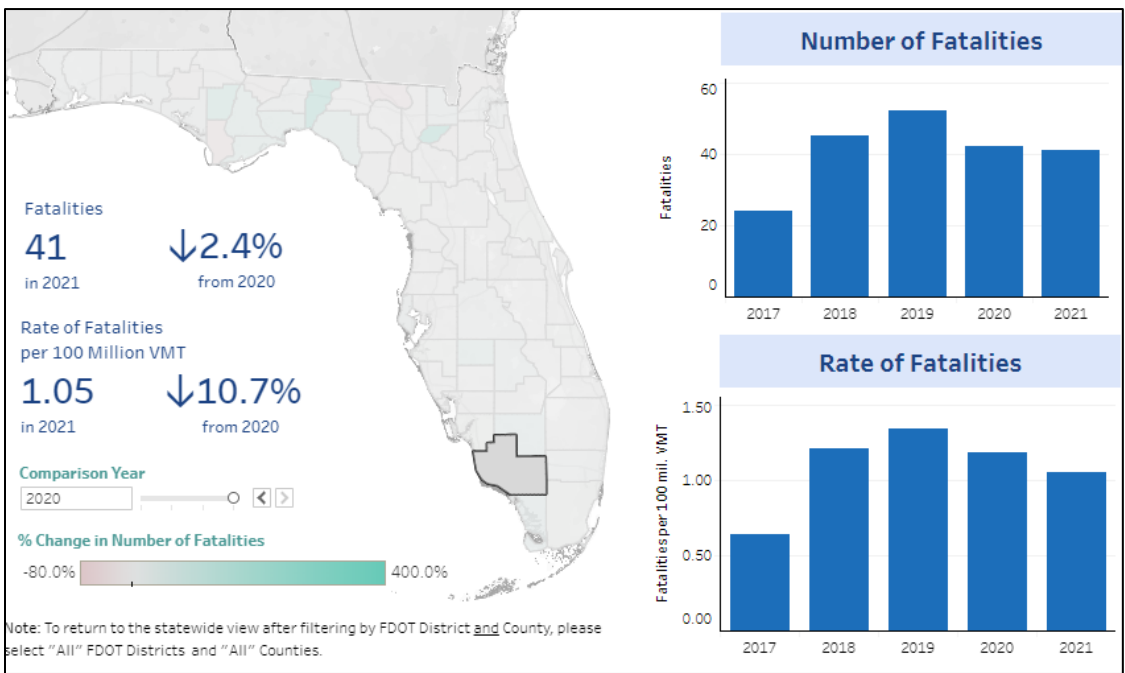
Safety (PM 1)

The MPO voted on February 9, 2024 to continue to support FDOT’s Vision Zero safety performance targets for the following national measures:

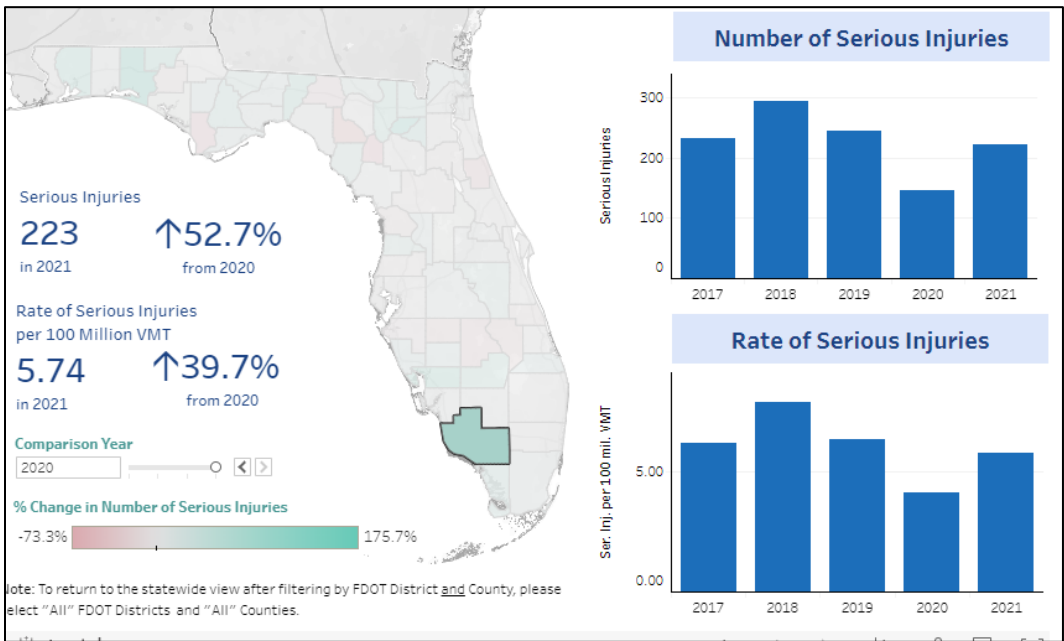
- Number of Traffic Fatalities
- Rate of Fatalities per 100 million Vehicle Miles Traveled (VMT)
- Number of Serious Injuries
- Rate of Serious Injuries per 100 million VMT
- Number of Non-Motorized Fatalities and Serious Injuries

Performance metrics for Collier County are shown on the following screenshots taken from FDOT’s online Sourcebook on 12/29/23. These are the tables the Board reviewed at their February 2024 meeting:

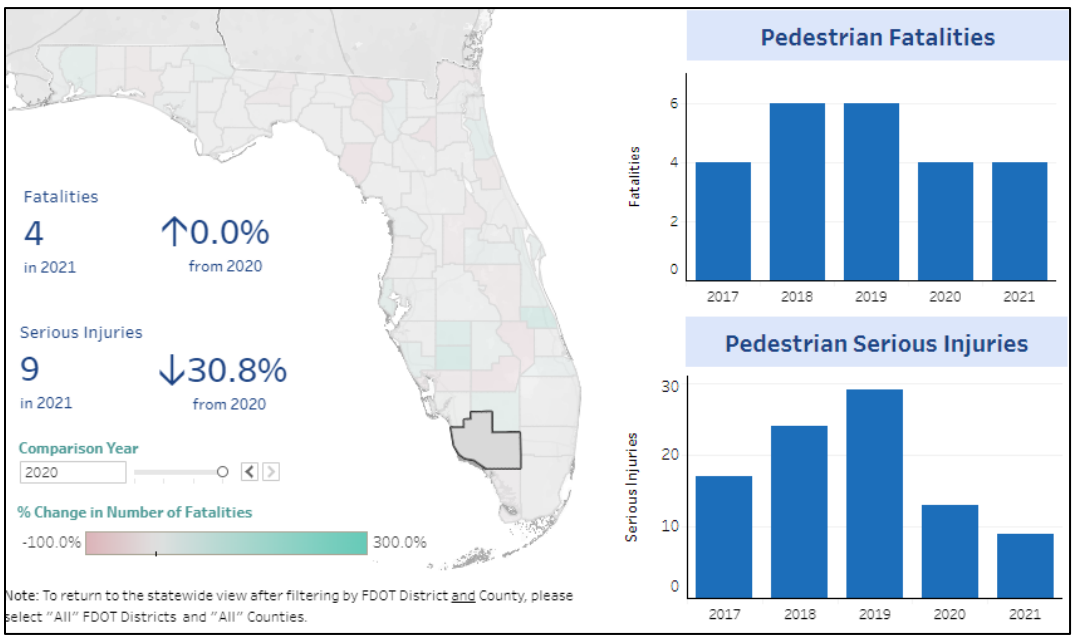
Collier County – Number and Rate of Fatalities



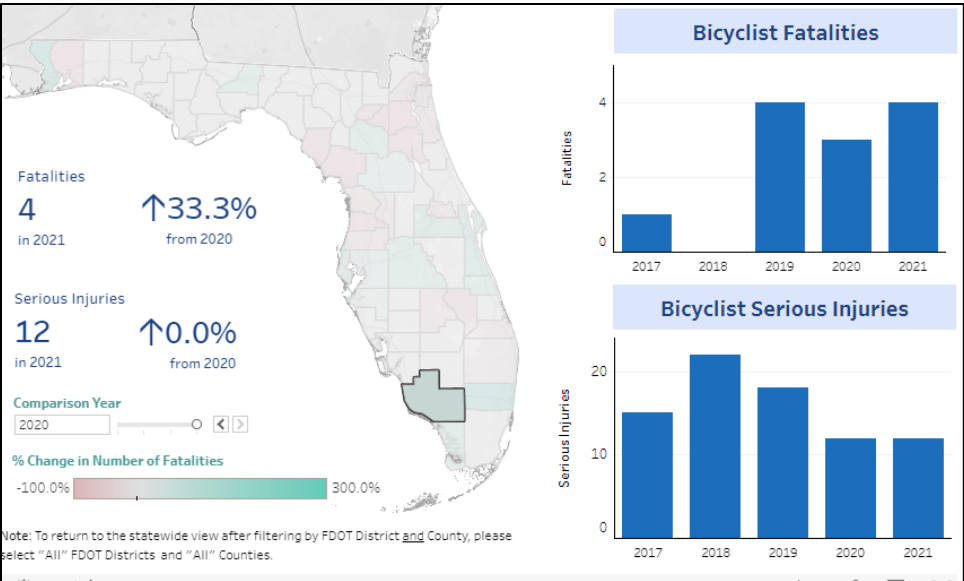
Collier County – Number and Rate of Serious Injuries



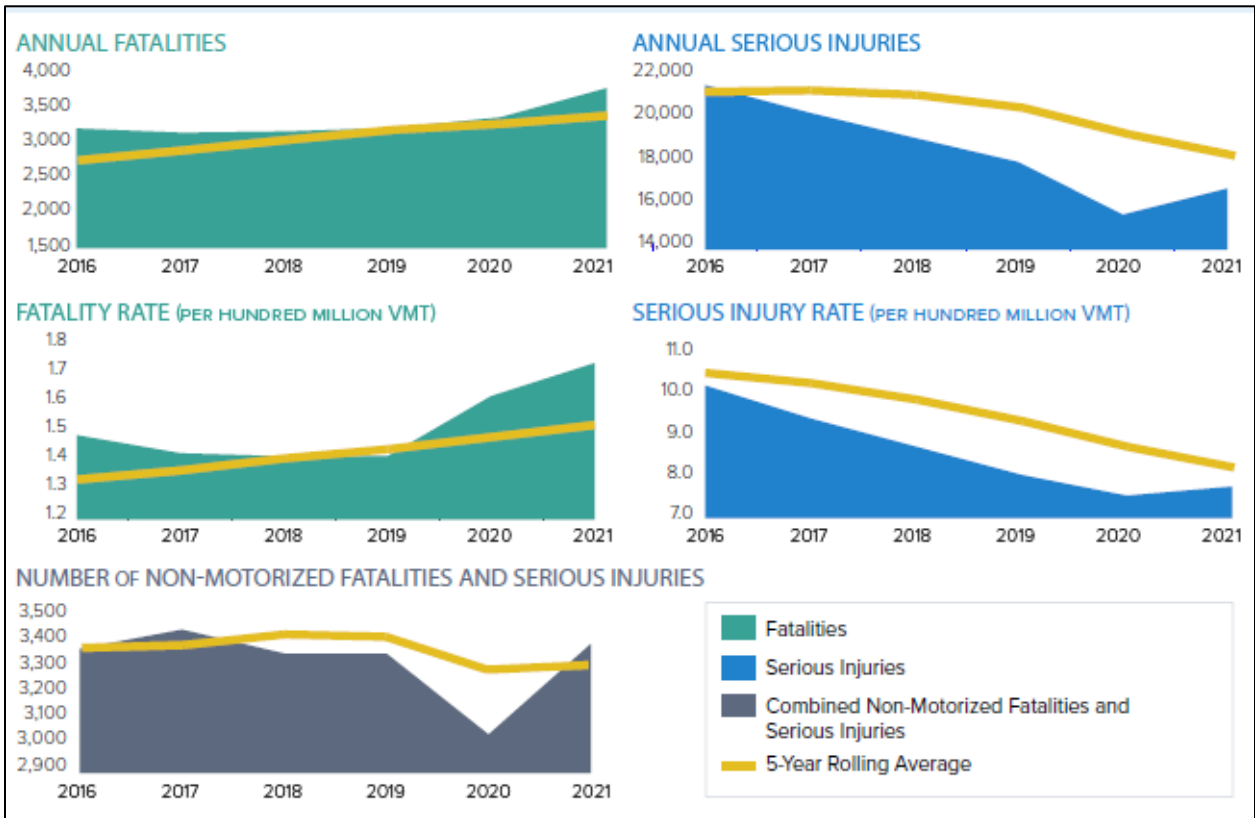
Collier County – Pedestrian Fatalities and Serious Injuries



Collier County – Bicyclist Fatalities and Serious Injuries



FDOT’s Statewide Existing Conditions



FDOT’s Florida Traffic Safety Dashboard for Collier County provides the most current crash data available. The dashboard can be viewed at: <https://signal4analytics.com/>



Pavement and Bridge Condition (PM 2)

National Pavement and Bridge Condition Performance Measures are applicable to the National Highway System (NHS). The NHS roadways within Collier County are:

- I-75 (SR 93)
- US 41 (SR 45)(Tamiami Trail)
- CR 951 (Collier Blvd) between US 41 and I-75.

PM2 – Highway Asset Management-Pavement

	2019	2020	2021	2022	2023	2023 Target
% Interstate Pavement in Good Condition	69.0%	64.1%	72.3%	63.6%	64.5%	60%
% Interstate Pavement in Poor Condition	0.0%	0.0%	0.0%	0.0%	0.0%	5.0%
% Non-Interstate NHS Pavement in Good Condition	39.4%	NA	51.4%	51.4%	42.7%	40%
% Non-Interstate NHS Pavement in Poor Condition	0.0%	NA	0.0%	0.0%	0.3%	5.0%

NA – An exception was granted by the FHWA for not reporting the 2020 Non-Interstate NHS pavement data.

PM2 – Highway Asset Management-Pavement

	2019	2020	2021	2022	2023	2023 Target
% Interstate Pavement in Good Condition	69.0%	64.1%	72.3%	63.6%	64.5%	60%
% Interstate Pavement in Poor Condition	0.0%	0.0%	0.0%	0.0%	0.0%	5.0%
% Non-Interstate NHS Pavement in Good Condition	39.4%	NA	51.4%	51.4%	42.7%	40%
% Non-Interstate NHS Pavement in Poor Condition	0.0%	NA	0.0%	0.0%	0.3%	5.0%

NA – An exception was granted by the FHWA for not reporting the 2020 Non-Interstate NHS pavement data.

FDOT is responsible for bridge replacement and resurfacing projects on the NHS, and it is incumbent on Collier MPO to support FDOT's program commitments.

System Performance and Freight (PM 3)

National System Performance Measures are applicable to the NHS also. The measures pertain to travel time reliability. Targets have been met according to FDOT's reporting of 2023 conditions in Collier County:

PM3 – Highway System Performance

	2019	2020	2021	2022	2023	2023 Target
Truck Travel Time Reliability Index	1.16	1.12	1.18	1.44	1.40	1.75
% Interstate PMT that are Reliable	100%	100%	91.0%	89.9%	91.2%	75%
% Non-Interstate NHS PMT that are Reliable	98.5%	98.7%	97.8%	97.8%	98.1%	50%



Transit Asset Management and Safety

Collier County Public Transit and Neighborhood Enhancement Division submitted the report on safety and accidents for 2024.

SPT Category	2021		2022		2023		3-Year Average		Target	
	MB	DR	MB	DR	MB	DR	MB	DR	MB	DR
Total Number of Fatalities	0.0	0.0	0.0	0.0	0.0	0.0	0.0	0.0	0	0
Fatality Rate per 100,000 VRM	0.0	0.0	0.0	0.0	0.0	0.0	0.0	0.0	0	0
Total Number of Injuries	0.0	0.0	6.0	3.0	3.0	5.0	3.0	2.7	3	2
Injury Rate per 100,000 VRM	0.0	0.0	0.4	0.3	0.2	0.4	0.2	0.2	0.2	0.2
Total Number of Safety Events	0.0	0.0	6.0	3.0	4.0	5.0	3.3	2.7	3	3
Safety Event Rate per 100,000 VRM	0.0	0.0	0.4	0.3	0.3	0.4	0.2	0.2	0.3	0.2
Total Number of Major Mechanical System Failures	73.0	20.0	134.0	60.0	70.0	9.0	92.3	29.7	20	20
Vehicle Failures Per 100,000 VRM)	5.1	2.0	9.7	6.1	5.1	0.7	6.7	2.9	2	2
Annual VRM	1,422,532.00	995,771.00	1,381,925.00	989,918.00	1,366,218.00	1,306,827.00	1,390,225	1,097,505	1,400,000	1,000,000

** Collier County Facilities Management Division assists with conducting facilities condition assessments.*

General Condition Assessment Rating Scale

- 5 - Excellent
- 4 - Good
- 3 - Adequate
- 2 - Marginal
- 1 - Poor

Facility Performance Measure			
Number of Facilities	Number of Facilities at or below 3.0	Percent facilities at or Below 3.0	Performance Target
5	1	20%	25%



FY23 Transit Asset Management Assets Performance & Performance Targets for FY24

Rolling Stock				
Fleet Size	Veh Type	ULB	% Exceeds ULB	Performance Targets
28	Over the road bus	14 years	0%	0%
28	Cutaway bus	10 years	0%	0%
5	Mini Van	8 years	0%	25%
1	Automobiles	8 years	0%	100%
5	Trucks and other Rubber Tire Vehicles	8 years	0%	0%

Facilities			
Bus Passenger Transfer Station - Base 1			
Facility Type	Component	Condition Rating - *Pre-Assessment	Performance Targets
Administration	Substructure	4	4
	Shell	3	4
	Interior	4	4
	Conveyance	4	4
	Plumbing	4	4
	HVAC	4	4
	Fire Protection	5	5
	Electrical	4	4
	Site	4	4
Maintenance	Substructure	2	4
	Shell	1	3
	Interior	1	4
	Conveyance	4	4
	Plumbing	3	4
	HVAC	3	3
	Fire Protection	4	4
	Electrical	3	4
	Equipment	4	4
	Fare Collections	4	4
	Site	4	4
Fuel Station	Substructure	4	4
	Shell	4	4
	Interior	4	4
	Plumbing	4	4
	HVAC	4	N/A
	Fire Protection	5	5
	Electrical	4	4
	Equipment	5	4
	Site	4	4
Bus Wash	Substructure	4	4
	Shell	4	4
	Interior	4	4
	Plumbing	4	4
	HVAC		N/A
	Fire Protection	5	5
	Electrical	4	4
	Equipment	4	4
	Site	5	5

Intermodal Passenger Transfer Station - Base 2			
Facility Type	Component	Condition Rating - *Pre-Assessment	Performance Targets
Administration		4	4
	Substructure	4	4
	Shell	4	4
	Interior	4	4
	Plumbing	4	4
	HVAC	4	4
	Fire Protection	4	4
	Electrical	4	4
	Site	4	4



DIRECTOR'S SUMMARY

The focus for the first half of the past year was largely on hiring a new Executive Director. When that did not work out as planned, the Board and I reached the agreement that I would remain in the position for another year at least, renewable for two additional years. The focus for the second half of the year quickly changed to preparing for the Federal Transportation Management Area (TMA) quadrennial review. The FHWA and FTA site visit occurred on July 23 & 24, 2024. The federal review always demands a great deal of communication, responding to requests for information, updating documents and the website. This year, we took the additional step of preparing an informational video to highlight the MPO's diversity of people and places by interviewing Board and advisory committee members.

2024 was another busy year in terms of work completed and projects underway. Completed projects include:

- Transportation Disadvantaged Major Update
- Apportionment Plan Update
- Federal Functional Classification and Urban Area Boundary Update
- Regional Transit Service and Fare Study

Plans in-process or soon to be underway include:

- Bicycle & Pedestrian Master Plan Update
- Transit Development Plan – Major Update
- 2050 Long Range Transportation Plan
- Safe Streets and Roads for All Comprehensive Safety Action Plan
- Zero Emissions Fleet Transition Plan
- Congestion Management Process Update (Regional Component)

LOOKING AHEAD TO 2025

There are challenges ahead. Federal and State revenue projections are down for the 2050 Long Range Transportation Plan while construction cost estimates continue to rise. The cost of doing business as an MPO is increasing at a faster rate than increases in federal Planning (PL) funding, and the SU allocation for Collier MPO is down slightly.

FDOT District 1 has started meeting with MPOs to review all projects shown in the FY25-29 Work Program to confirm the viability of funding the construction phase using SU Box funds without the expectation that FDOT will be able to cover cost over-runs using other State or Federal funds.

The 2050 LRTP will be adopted on or before December 11, 2025. Upon completing the annual job performance evaluation process in October 2024, my intention is to remain in the position of MPO Executive Director an additional year, through March 2026.

Anne McLaughlin



[PAGE INTENTIONALLY LEFT BLANK]

