

PART 1
SECTION A-1
HIGHWAY PROJECTS

includes

Adding Lanes and Reconstruction
Adding Thru-Lanes, Left-Turn Lanes, Turning Lanes
Interchange Improvements
PD&E Studies

4175402**SR 29 FROM OIL WELL ROAD TO SUNNILAND NURSERY ROAD****SIS****Project Description:** PD&E/EMO

Prior Years Cost: 0

Future Years Cost: 0

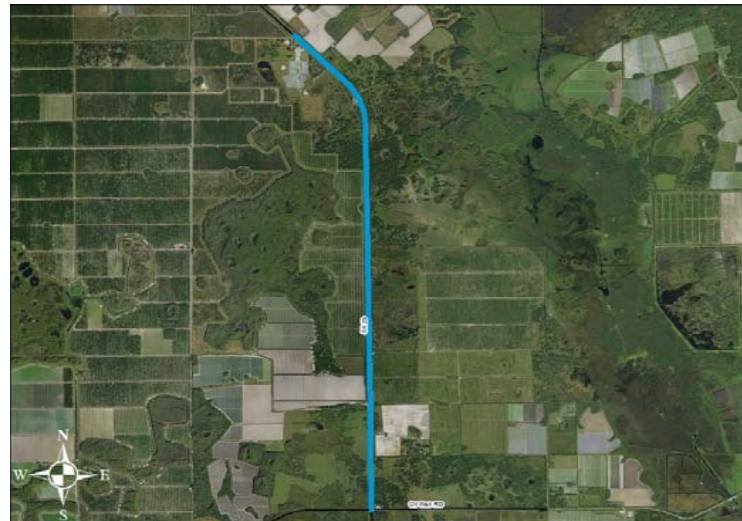
Total Project Cost: 8,275,000

Work Summary: ADD LANES & RECONSTRUCT

LRTP Ref: CFP, Appendix C

Lead Agency: FDOT**Length:** 4.762

Phase	Fund	2019/20	2020/21	2021/22	2022/23	2023/24	Total
PE	ACNP	0	0	0	0	1,250,000	1,250,000
PE	DI	0	0	0	0	6,140,000	6,140,000
ENV	DI	0	0	0	0	885,000	885,000
							0
							0
							0
							0
Total		0	0	0	0	8,275,000	8,275,000



4175403**SR 29 FROM SUNNILAND NURSERY ROAD TO S OF AGRICULTURE WAY****SIS****Project Description:** WIDEN FROM 2-4 LANES (one segment of larger project)

Prior Years Cost: 5,100,000

Future Years Cost: 0

Total Project Cost: 5,600,000

Work Summary: ADD LANES & RECONSTRUCT

LRTP Ref: SIS PLAN APPENDIX A

Lead Agency:

FDOT

Length:

2.548

Phase	Fund	2019/20	2020/21	2021/22	2022/23	2023/24	Total
ENV	TALT	0	0	0	500,000	0	500,000
							0
							0
							0
							0
							0
							0
Total		0	0	0	500,000	0	500,000



4175404**SR 29 FROM S OF AGRICULTURE WAY TO CR 846 E****SIS**

Project Description: WIDEN FROM 2-4 LANES (one segment of larger project)
CR 846 E IS AIRPORT RD (diff from CR31)

Prior Years Cost: 3,975,000

Future Years Cost: 0

Total Project Cost: 4,245,000

LRTP Ref: SIS PLAN APPENDIX A

Work Summary: ADD LANES & RECONSTRUCT

Lead Agency: FDOT **Length:** 2.251

Phase	Fund	2019/20	2020/21	2021/22	2022/23	2023/24	Total
ENV	TALT	0	0	0	270,000	0	270,000
							0
							0
							0
							0
							0
							0
Total		0	0	0	270,000	0	270,000



4175405**SR 29 FROM CR 846 E TO N OF NEW MARKET ROAD N****SIS****Project Description:** WIDEN FROM 2-4 LANES (one segment of larger project)

Prior Years Cost: 6,110,093

Future Years Cost: 5,879,394

Total Project Cost: 13,011,715

Work Summary: ADD LANES & RECONSTRUCT

LRTP Ref: SIS PLAN APPENDIX A

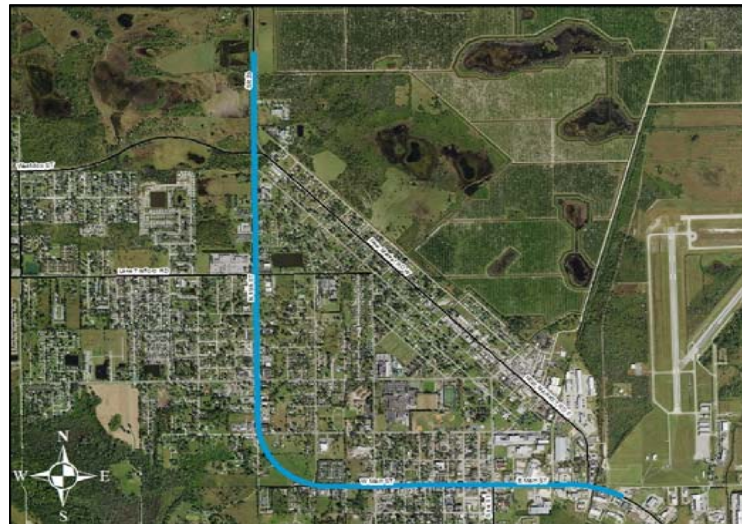
Lead Agency:

FDOT

Length:

3.484

Phase	Fund	2019/20	2020/21	2021/22	2022/23	2023/24	Total
ROW	ACNP	0	0	0	0	1,022,228	1,022,228
							0
							0
							0
							0
							0
							0
Total		0	0	0	0	1,022,228	1,022,228



4175406**SR 29 FROM N OF NEW MARKET RD N ROAD TO SR 82****SIS****Project Description:** WIDEN FROM 2-4 LANES (one segment of larger project)

Prior Years Cost: 4,630,000

Future Years Cost: 29,943,239

Total Project Cost: 36,075,946

Work Summary: ADD LANES & RECONSTRUCT

LRTP Ref: SIS PLAN APPENDIX A

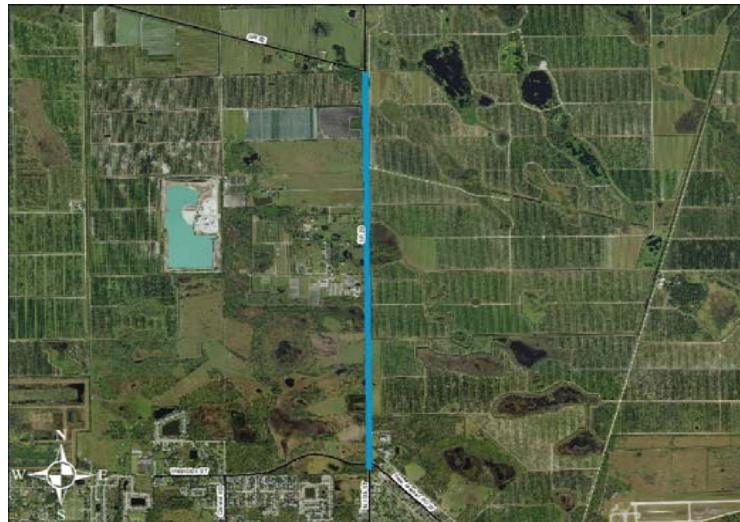
Lead Agency:

FDOT

Length:

3.037

Phase	Fund	2019/20	2020/21	2021/22	2022/23	2023/24	Total
ROW	ACNP	0	0	0	0	1,122,707	1,122,707
ENV	TALT	0	0	0	380,000	0	380,000
							0
							0
							0
							0
							0
Total		0	0	0	380,000	1,122,707	1,502,707



4178784**SR 29 FROM SR 82 TO HENDRY C/L****SIS****Project Description:** WIDEN FROM 2-4 LANES (one segment of larger project)

Prior Years Cost: 1,979,420

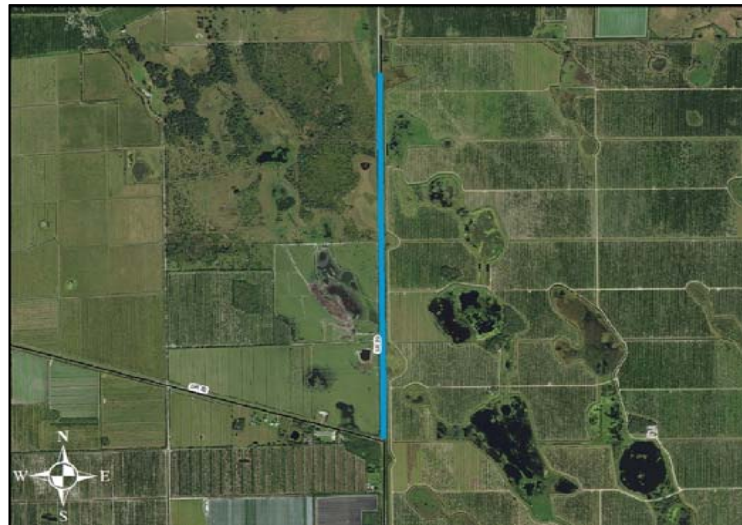
Future Years Cost: 0

Total Project Cost: 14,098,653

LRTP Ref: SIS PLAN APPENDIX A

Work Summary: ADD LANES & RECONSTRUCT**Lead Agency:** FDOT**Length:** 1.869

Phase	Fund	2019/20	2020/21	2021/22	2022/23	2023/24	Total
ROW	ACNP	0	1,258,822	0	0	0	1,258,822
CST	ACNP	0	0	0	9,753,761	0	9,753,761
CST	DI	0	0	0	166,650	0	166,650
INC	DDR	0	0	0	0	475,000	475,000
ENV	ACNP	400,000	0	0	50,000	0	450,000
ENV	DI	0	15,000	0	0	0	15,000
							0
Total		400,000	1,273,822	0	9,970,411	475,000	12,119,233



4258432**I-75 AT SR 951****SIS**

Project Description: Ultimate interchange improvement. Part of larger project.
Work Summary: INTERCHANGE IMPROVEMENT

Prior Years Cost: 10,030,371
 Future Years Cost: 0
 Total Project Cost: 108,242,244
 LRTP Ref: CFP APPENDIX C

Lead Agency: FDOT **Length:** 0.651

Phase	Fund	2019/20	2020/21	2021/22	2022/23	2023/24	Total
PE	DDR	0	0	0	1,087,990	0	1,087,990
ROW	ACNP	1,386,463	0	0	0	0	1,386,463
ROW	BNIR	4,787,537	0	0	1,323,000	0	6,110,537
RRU	LF	0	0	0	0	1,100,000	1,100,000
RRU	DI	0	0	0	0	2,651,000	2,651,000
ENV	DDR	0	0	0	125,000	0	125,000
DSB	LF	0	0	0	0	143,000	143,000
DSB	DI	0	0	0	0	85,505,533	85,505,533
DSB	DIH	0	0	0	0	57,200	57,200
DSB	DSB2	0	0	45,150	0	0	45,150
Total		6,174,000	0	45,150	2,535,990	89,456,733	98,211,873



4308481**SR 82 FROM HENDRY COUNTY LINE TO GATOR SLOUGH LANE****SIS****Project Description:** WIDEN FROM 2-4 LANES (one segment of larger project)

Prior Years Cost: 2,508,148

Future Years Cost: 2,800,000

Total Project Cost: 53,178,504

Work Summary: ADD LANES & RECONSTRUCT

LRTP Ref: SIS PLAN APPENDIX A

Lead Agency:

FDOT

Length:

4.022

Phase	Fund	2019/20	2020/21	2021/22	2022/23	2023/24	Total
RRU	DDR	0	0	0	500,000	0	500,000
CST	DI	0	0	0	44,744,273	0	44,744,273
CST	DIH	0	0	0	59,967	0	59,967
ROW	BNIR	2,496,116	0	0	0	0	2,496,116
ENV	DDR	0	0	20,000	50,000	0	70,000
							0
							0
Total		2,496,116	0	20,000	45,354,240	0	47,870,356



4308491**SR 82 FROM GATOR SLOUGH LANE TO SR 29****SIS****Project Description:** WIDEN FROM 2-4 LANES (one segment of larger project)

Prior Years Cost: 2,618,161

Future Years Cost: 0

Total Project Cost: 36,861,706

Work Summary: ADD LANES & RECONSTRUCT

LRTP Ref: SIS PLAN APPENDIX A

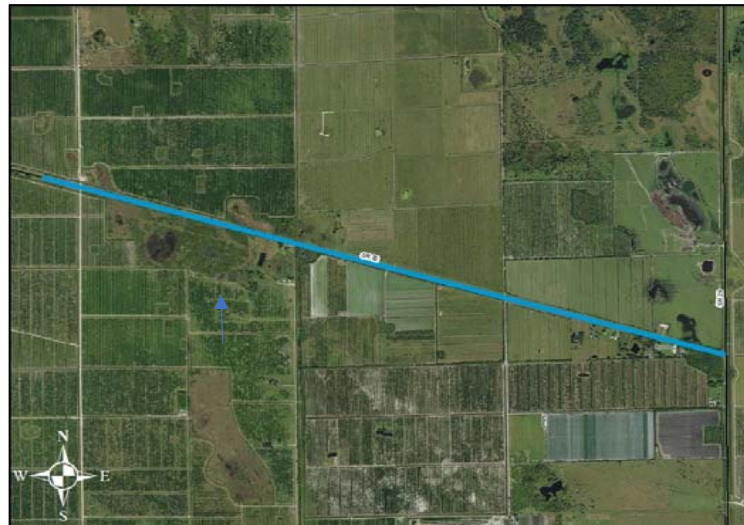
Lead Agency:

FDOT

Length:

3.219

Phase	Fund	2019/20	2020/21	2021/22	2022/23	2023/24	Total
CST	LF	123,775	0	0	0	0	123,775
CST	DIH	158,209	0	0	0	0	158,209
CST	GMR	29,931,844	0	0	0	0	29,931,844
CST	SIWR	4,029,717	0	0	0	0	4,029,717
							0
							0
							0
Total		34,243,545	0	0	0	0	34,243,545



4351112**SR 951 FROM MANATEE ROAD TO N OF TOWER ROAD****Project Description:** PD&E/EMO

Prior Years Cost: 0

Future Years Cost: 0

Total Project Cost: 8275000

Work Summary: ADD LANES & REHABILITATE PVMT

LRTP Ref: CFP, Appendix C

Lead Agency: FDOT**Length:** 0.35

Phase	Fund	2019/20	2020/21	2021/22	2022/23	2023/24	Total
ROW	DDR	3,812,751	0	0	0	0	3,812,751
RRU	LF	0	0	0	0	3,000,000	3,000,000
CST	LF	0	0	0	0	171,600	171,600
CST	DDR	0	0	0	0	6,549,470	6,549,470
CST	DIH	0	0	0	0	11,440	11,440
CST	DS	0	0	0	0	3,071,624	3,071,624
							0
Total		3,812,751	0	0	0	12,804,134	16,616,885



4404411 AIRPORT PULLING RD FROM VANDERBILT RD TO IMMOKALEE RD**Project Description:** Add thru lanes

Prior Years Cost: 0

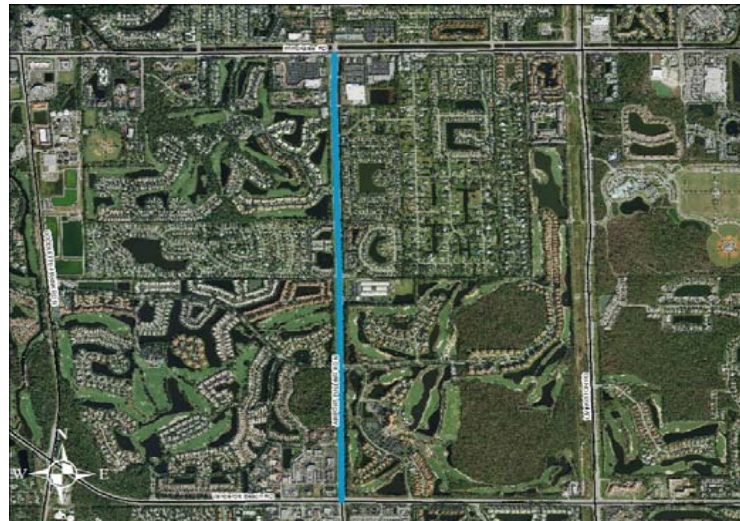
Future Years Cost: 0

Total Project Cost: 12,856,200

LRTP Ref: CFP, Appendix C

Work Summary: ADD THRU LANE(S)**Lead Agency:** COLLIER COUNTY**Length:** 1.97

Phase	Fund	2019/20	2020/21	2021/22	2022/23	2023/24	Total
PE	LF	0	1,500,000	0	0	0	1,500,000
PE	CIGP	0	1,500,000	0	0	0	1,500,000
CST	LF	0	0	0	4,928,100	0	4,928,100
CST	CIGP	0	0	0	4,928,100	0	4,928,100
							0
							0
							0
Total		0	3,000,000	0	9,856,200	0	12,856,200



4419751**US 41 (SR 90) AT OASIS VISITOR CENTER****SIS****Project Description:**

Prior Years Cost: 0

Future Years Cost: 0

Total Project Cost: 731,107

LRTP Ref: REVENUE PROJECTIONS
P5-5 APPENDIX A**Work Summary:**

ADD LEFT TURN LANE(S)

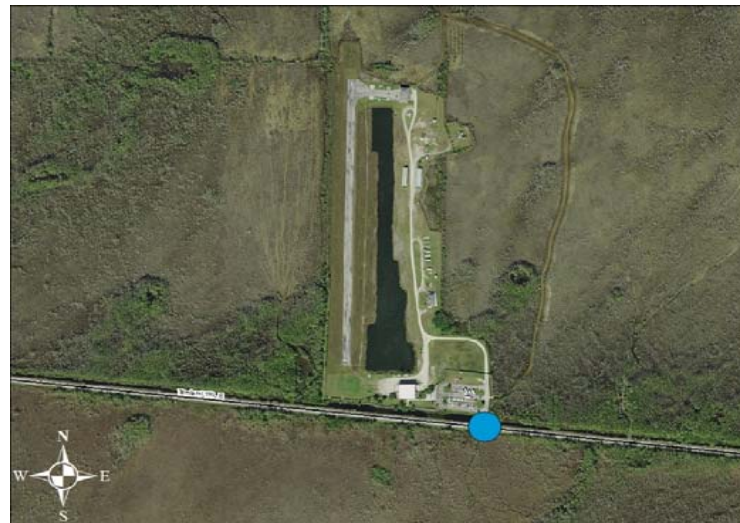
Lead Agency:

FDOT

Length:

0.276

Phase	Fund	2019/20	2020/21	2021/22	2022/23	2023/24	Total
PE	DDR	150,000	0	0	0	0	150,000
PE	DIH	10,000	0	0	0	0	10,000
CST	DDR	0	0	0	509,442	0	509,442
CST	DIH	0	0	0	16,665	0	16,665
ENV	DDR	0	15,000	30,000	0	0	45,000
							0
							0
Total		160,000	15,000	30,000	526,107	0	731,107



4452961**I-75 @ PINE RIDGE ROAD****SIS****Project Description:**

PD&E/EMO

Prior Years Cost:

0

Future Years Cost:

0

Total Project Cost:

1,015,000

Work Summary:

PD&E/EMO STUDY

LRTP Ref:

CFP, Appendix C

Lead Agency:

FDOT

Length:

1.97

Phase	Fund	2019/20	2020/21	2021/22	2022/23	2023/24	Total
PDE	DDR	1,000,000	0	0	0	0	1,000,000
PDE	DIH	15,000	0	0	0	0	15,000
							0
							0
							0
							0
							0
Total		1,015,000	0	0	0	0	1,015,000



FW_FLPA_419(1) FLORIDA PANTHER NATIONAL WILDLIFE REFUGE
Project Description: Rehab Fritz Road (Rt 419) (Design Phase)

Prior Years Cost: 750,000

Future Years Cost: N/A

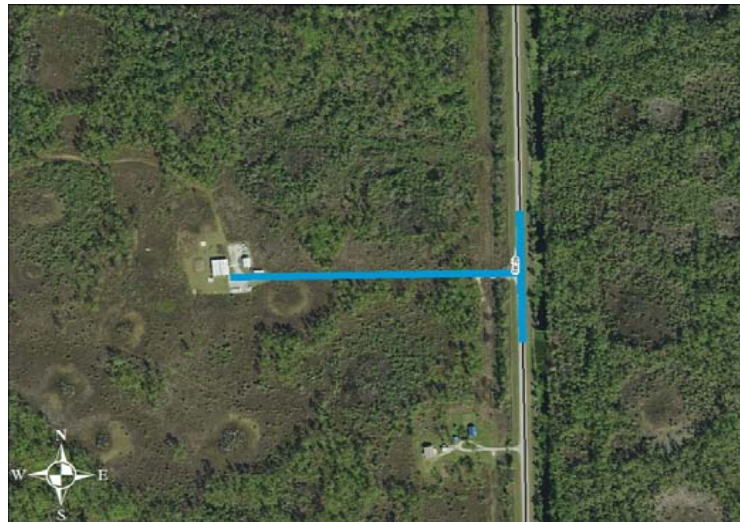
Total Project Cost: 1,500,000

Work Summary: Rehabilitaion of Fritz Road (Rt 419)(Design Phase)

LRTP Ref: N/A

Lead Agency: FHWA / EFLHD**Length:** 0.35

Phase	Fund	2018/19	2019/20	2020/21	2021/22	2022/23	Total
3RL	FLTP	0	750,000	0	0	0	750,000
							0
							0
							0
							0
							0
							0
							0
Total		0	750,000	0	0	0	750,000



PART 1
SECTION A-2
BRIDGE PROJECTS

includes
Bridge Projects

4318953**16TH ST BRIDGE NE FROM GOLDEN GATE BLVD TO RANDALL BLVD****Project Description:**

Prior Years Cost: 0

Future Years Cost: 0

Total Project Cost: 4,933,944

Work Summary:

NEW BRIDGE CONSTRUCTION

LRTP Ref: REVENUE PROJECTIONS

P5-5 APPENDIX A

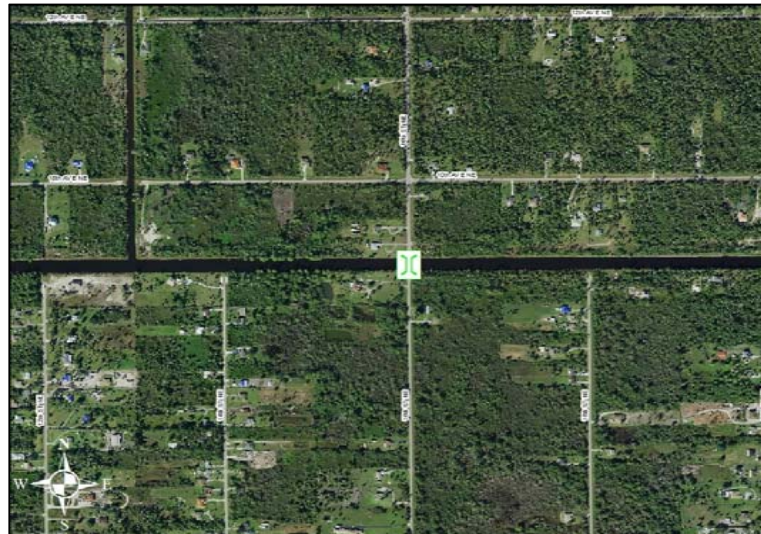
Lead Agency:

Collier County

Length:

3.212

Phase	Fund	2019/20	2020/21	2021/22	2022/23	2023/24	Total
CST	SA	0	0	1,132,944	0	0	1,132,944
CST	SU	0	0	3,801,000	0	0	3,801,000
							0
							0
							0
							0
							0
Total		0	0	4,933,944	0	0	4,933,944



4348571**SR 951 OVER BIG MARCO PASS(JUDGE JOLLEY MEMORIAL BRIDGE)****Project Description:**

Prior Years Cost: 0

Future Years Cost: 0

Total Project Cost: 2,694,382

Work Summary:

BRIDGE-REPAIR/REHABILITATION

LRTP Ref: REVENUE PROJECTIONS

P5-5 APPENDIX A

Lead Agency:

FDOT

Length:

0.302

Phase	Fund	2019/20	2020/21	2021/22	2022/23	2023/24	Total
PE	BRRP	250,000	0	0	0	0	250,000
PE	DIH	20,000	0	0	0	0	20,000
CST	BRRP	0	2,393,322	0	0	0	2,393,322
CST	DIH	0	21,060	0	0	0	21,060
ENV	BRRP	10,000	0	0	0	0	10,000
							0
							0
Total		280,000	2,414,382	0	0	0	2,694,382



4350431**COLLIER COUNTY SCOUR COUNTERMEASURE AT VARIOUS LOCATIONS****Project Description:**

Prior Years Cost: 30,398

Future Years Cost: 0

Total Project Cost: 1,356,708

Work Summary:

BRIDGE-REPAIR/REHABILITATION

LRTP Ref: REVENUE PROJECTIONS

APPENDIX A P5-5

Lead Agency:

FDOT

Length:

NA

Phase	Fund	2019/20	2020/21	2021/22	2022/23	2023/24	Total
PE	BRRP	0	0	0	200,000	0	200,000
PE	DIH	0	0	0	0	0	0
CST	BRRP	0	0	151,340	0	920,920	1,072,260
CST	DIH	0	0	54,050	0	0	54,050
							0
							0
							0
Total		0	0	205,390	200,000	920,920	1,326,310



PART 1

SECTION A-3

**CONGESTION MANAGEMENT SYSTEMS/
INTELLIGENT TRANSPORTATION SYSTEMS
(CMS/ITS) PROJECTS**

includes
Traffic Signals
Traffic Signal Updates
Traffic Operations Improvements
Intelligent Transportation System (ITS)
ATMS Arterial Traffic Management
Traffic Management Center (TMC) Software

Phase	Fund	2019/20	2020/21	2021/22	2022/23	2023/24	Total
CST	SU	506,518	163,287	229,418	1,061,033	3,215,390	5,175,646
							0
							0
							0
							0
							0
							0
Total		506,518	163,287	229,418	1,061,033	3,215,390	5,175,646



4126661

COLLIER COUNTY TRAFFIC SIGNALS REIMBURSEMENT

Project Description:

Prior Years Cost: N/A

Future Years Cost: N/A

Total Project Cost: N/A

L RTP Ref: REVENUE PROJECTIONS
APPENDIX A P5-5

Work Summary:

TRAFFIC SIGNALS

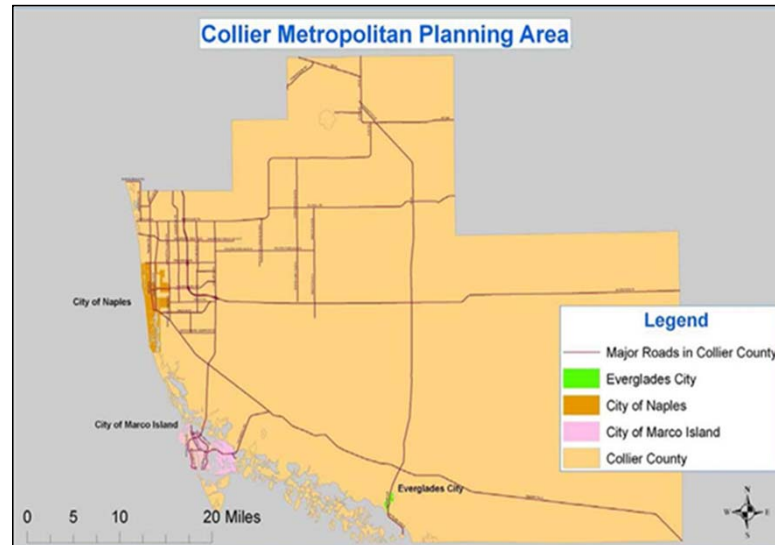
Lead Agency:

COLLIER COUNTY

Length:

12.814

Phase	Fund	2019/20	2020/21	2021/22	2022/23	2023/24	Total
OPS	DDR	331,017	339,661	348,971	358,843	369,348	1,747,840
							0
							0
							0
							0
							0
							0
Total		331,017	339,661	348,971	358,843	369,348	1,747,840



4136271 NAPLES TRAFFIC SIGNALS REIMBURSEMENT

Project Description:

Prior Years Cost: N/A
Future Years Cost: N/A
Total Project Cost: N/A
LRTP Ref: REVENUE PROJECTIONS
 APPENDIX A P5-5

Work Summary: TRAFFIC SIGNALS

Lead Agency: FDOT **Length:**

Phase	Fund	2019/20	2020/21	2021/22	2022/23	2023/24	Total
OPS	DDR	122,010	125,194	128,621	132,249	136,117	644,191
							0
							0
							0
							0
							0
							0
Total		122,010	125,194	128,621	132,249	136,117	644,191



4371031

COLLIER TMC OPS FUND COUNTY WIDE

Project Description:

Prior Years Cost: N/A

Future Years Cost: N/A

Total Project Cost: N/A

L RTP Ref: CFP-CMS/ITS PROJECTS P6-
24 & APPENDIX A

Work Summary: OTHER ITS

Lead Agency: COLLIER COUNTY

Length:

Phase	Fund	2019/20	2020/21	2021/22	2022/23	2023/24	Total
OPS	DS	81,000	81,000	81,000	81,000	81,000	405,000
							0
							0
							0
							0
							0
							0
Total		81,000	81,000	81,000	81,000	81,000	405,000



4371041

NAPLES TMC OPERATIONS FUNDING CITY WIDE

Project Description:

Prior Years Cost: N/A

Future Years Cost: N/A

Total Project Cost: N/A

Work Summary: OTHER ITS

L RTP Ref: CFP-CMS/ITS PROJECTS P6-

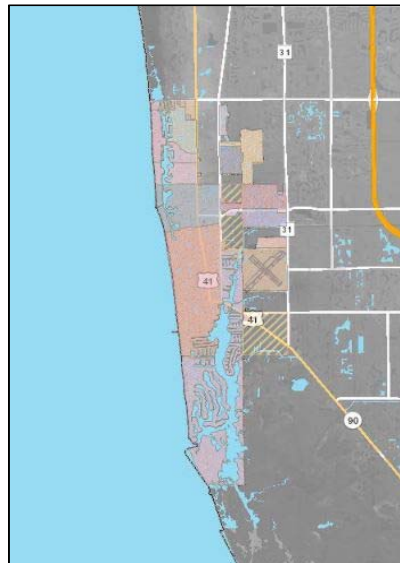
24 & APPENDIX A

Lead Agency: NAPLES

Length	NA
--------	----

TIP Amendment: Roll Forward 9-9-16

Phase	Fund	2019/20	2020/21	2021/22	2022/23	2023/24	Total
OPS	DDR	50,000	0	0	0	0	50,000
OPS	DS	30,000	30,000	30,000	30,000	30,000	150,000
							0
							0
							0
							0
							0
Total		80,000	30,000	30,000	30,000	30,000	200,000

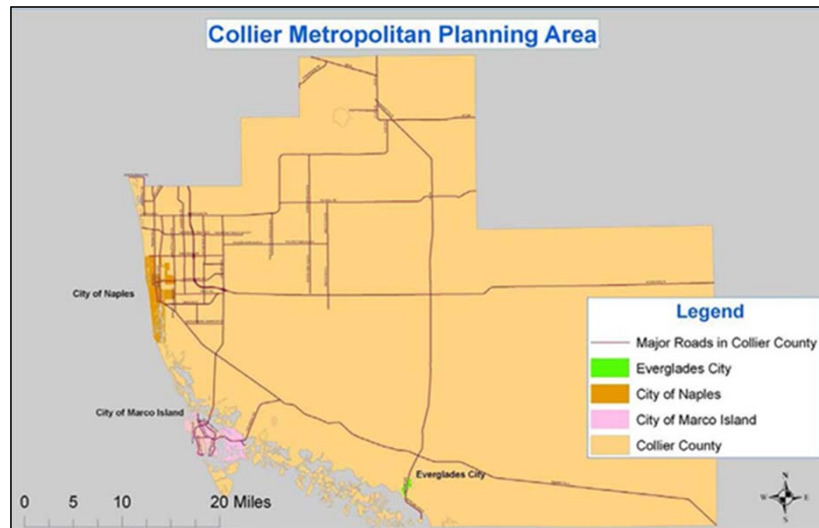


TRAVEL TIME DATA COLLECTION COLLIER COUNTY ITS ARCH ATMS

L RTP Ref: CFP-CMS/ITS PROJECTS P6-24 & APPENDIX A

Length: NA

Phase	Fund	2019/20	2020/21	2021/22	2022/23	2023/24	Total
CST	SA	0	0	441,000	0	0	441,000
							0
							0
							0
							0
							0
							0
Total		0	0	441,000	0	0	441,000



4379251

SIGNAL TIMING COUNTY ROADS AT VARIOUS LOCATIONS

Project Description: CMC PRIORITY 2015-03

Prior Years Cost: 0

Future Years Cost: 0

Total Project Cost: 452,560

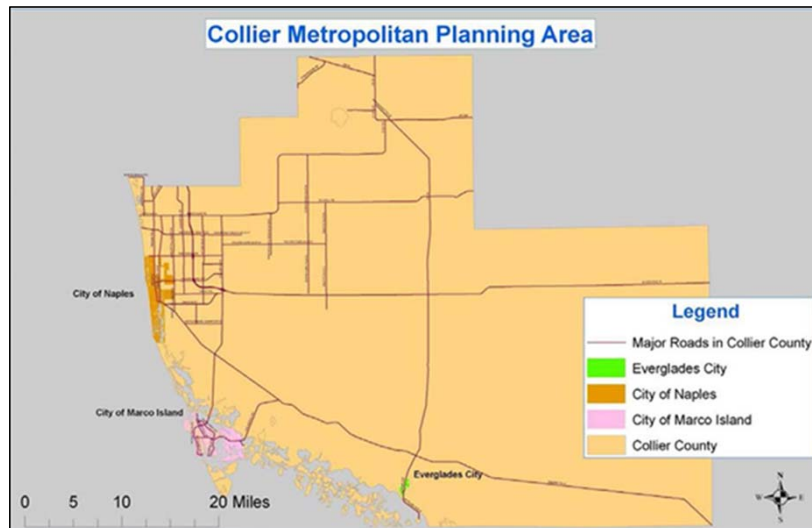
L RTP Ref: CFP-CMS/ITS PROJECTS P6-24 & APPENDIX A

Work Summary: TRAFFIC SIGNAL UPDATE

Lead Agency: COLLIER COUNTY

Length: NA

Phase	Fund	2019/20	2020/21	2021/22	2022/23	2023/24	Total
CST	SA	0	0	452,560	0	0	452,560
							0
							0
							0
							0
							0
							0
Total		0	0	452,560	0	0	452,560



4379261

SIGNAL TIMING US41 FROM SR951/COLLIER BLVD TO OLD US41

Project Description: CMC PRIORITY 2014-04, 2015-01

Prior Years Cost: 0

Future Years Cost: 0

Total Project Cost: 516,200

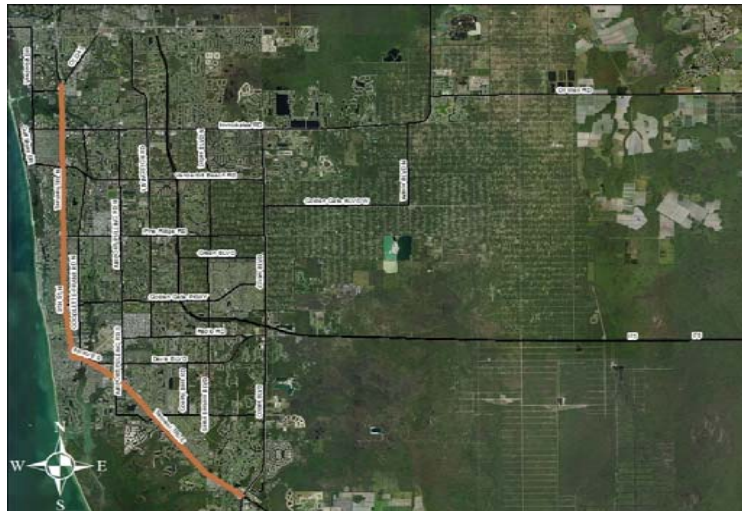
L RTP Ref: CFP-CMS/ITS PROJECTS P6-
24 & APPENDIX A

Work Summary: TRAFFIC SIGNAL UPDATE

Lead Agency: COLLIER COUNTY

Length: 19.96

Phase	Fund	2019/20	2020/21	2021/22	2022/23	2023/24	Total
CST	SU	0	516,200	0	0	0	516,200
							0
							0
							0
							0
							0
							0
							0
Total		0	516,200	0	0	0	516,200



4404351**COLLIER COUNTY TRAFFIC SIGNAL TIMING OPTIMIZATION AT VARIOUS LOCATIONS****Project Description:** CMC PRIORITY 2016-02


Prior Years Cost: 0

Future Years Cost: 0

Total Project Cost: 401,000

Work Summary: TRAFFIC SIGNAL UPDATELRTP Ref: CFP-CMS/ITS PROJECTS P6-
24 & APPENDIX A**Lead Agency:** COLLIER COUNTY**Length:** NA

Phase	Fund	2019/20	2020/21	2021/22	2022/23	2023/24	Total
PE	SU	0	0	351,000	0	0	351,000
CST	SU	0	0	0	50,000	0	50,000
							0
							0
							0
							0
							0
Total		0	0	351,000	50,000	0	401,000



PART 1

SECTION A-4

BICYCLE and PEDESTRIAN PROJECTS

includes
Bicycle and Pedestrian Projects
Pedestrian Safety Improvements

4331891**N COLLIER BLVD FROM E ELKCAM CIRCLE TO BUTTONWOOD COURT****Project Description:** BPAC PRIORITY 2012-07

Prior Years Cost: 52,500

Future Years Cost: 0

Total Project Cost: 814,225

Work Summary: SIDEWALK

LRTP Ref: CFP P6-25

Lead Agency: MARCO ISLAND**Length:** 0.658

Phase	Fund	2019/20	2020/21	2021/22	2022/23	2023/24	Total
CST	SU	656,579	0	0	0	0	656,579
CST	LFP	105,146	0	0	0	0	105,146
							0
							0
							0
							0
							0
Total		761,725	0	0	0	0	761,725



4369701 CR 92 (SAN MARCO RD) FROM S BARFIELD DRIVE TO 400 FT E OF VINTAGE BAY)**Project Description:** BPAC PRIORITY 2014-03

Prior Years Cost: 0

Future Years Cost: 0

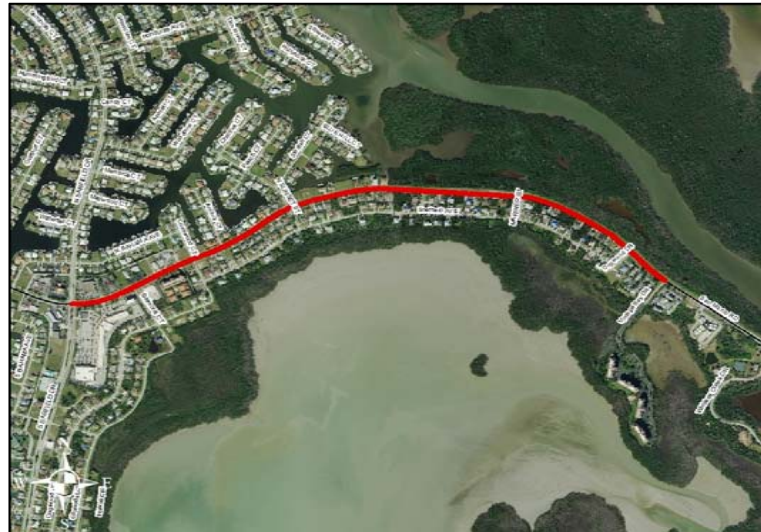
Total Project Cost: 1,330,114

Work Summary: SIDEWALK

LRTP Ref: CFP P6-25

Lead Agency: MARCO ISLAND**Length:** 1.42

Phase	Fund	2019/20	2020/21	2021/22	2022/23	2023/24	Total
CST	SU	1,330,114	0	0	0	0	1,330,114
							0
							0
							0
							0
Total		1,330,114	0	0	0	0	1,330,114



4370961**FROM SOUTHERN LIMITS ON COPELAND AVE TO
NE BROADWAY AND COPELAND AVE****Project Description:**

BPAC PRIORITY 2017-10, 16-10, 15-10, 14-05

Prior Years Cost: 0

Future Years Cost: 0

Total Project Cost: 852,632

LRTP Ref: CFP P6-25

TIP Amendment: 2019_0510**Work Summary:**

SIDEWALK

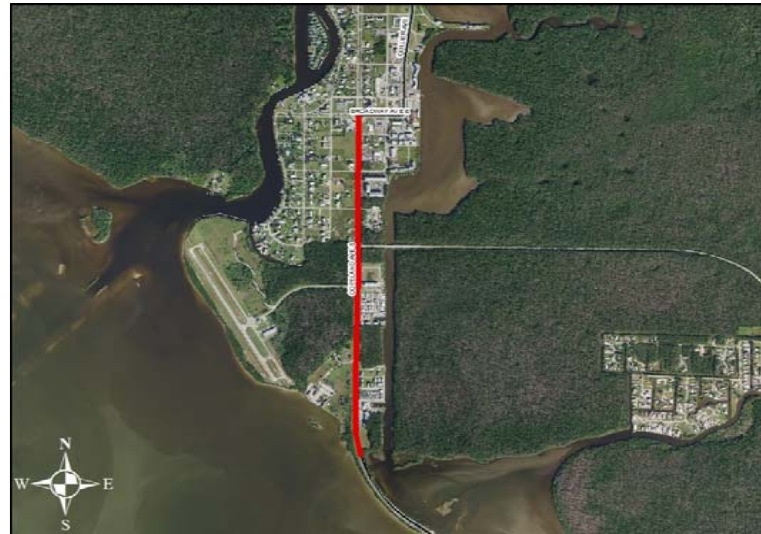
Lead Agency:

FDOT

Length:

0.953

Phase	Fund	2019/20	2020/21	2021/22	2022/23	2023/24	Total
PE	TALT	150,000	0	0	0	0	150,000
PE	TALU	185,000	0	0	0	0	185,000
CST	TALT	0	0	84,692	0	0	84,692
CST	TALU	0	0	372,940	0	0	372,940
ENV	TALT	0	20,000	40,000	0	0	60,000
							0
							0
Total		335,000	20,000	497,632	0	0	852,632



4371851**NAPLES BEACH ACCESS SIDEWALKS AT VARIOUS LOCATIONS****Project Description:** BPAC PRIORITY 2014-07

Prior Years Cost: 550,225

Future Years Cost: 0

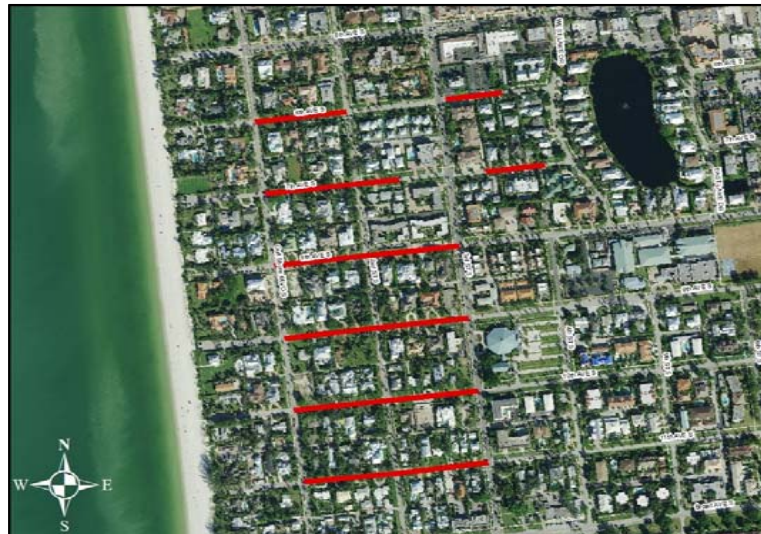
Total Project Cost: 1,668,907

Work Summary: SIDEWALK

LRTP Ref: CFP P6-25

Lead Agency: FDOT**Length:** 0.96

Phase	Fund	2019/20	2020/21	2021/22	2022/23	2023/24	Total
CST	SU	1,118,682	0	0	0	0	1,118,682
							0
							0
							0
							0
							0
							0
Total		1,118,682	0	0	0	0	1,118,682



4380911**COUNTY BARN ROAD FROM RATTLESNAKE HAMMOCK TO SR 84(DAVIS BLVD)****Project Description:** BPAC PRIORITY 2017-01, 16-01, 15-01, 14-01, 13-05

Prior Years Cost: 0

Future Years Cost: 0

Total Project Cost: 2,055,376

Work Summary: BIKE PATH/TRAIL

LRTP Ref: CFP P6-25

Lead Agency: COLLIER COUNTY**Length:** 2.045

Phase	Fund	2019/20	2020/21	2021/22	2022/23	2023/24	Total
PE	SU	0	176,000	0	0	0	176,000
CST	SA	0	0	0	50,000	0	50,000
CST	SU	0	0	0	1,829,376	0	1,829,376
							0
							0
							0
							0
Total		0	176,000	0	1,879,376	0	2,055,376



4380921**CR 901/VANDERBILT DR FROM VANDERBILT BEACH RD TO 109TH AVENUE N****Project Description:** BPAC PRIORITY 2017-02, 16-02, 15-02, 14-02

Prior Years Cost: 0

Future Years Cost: 0

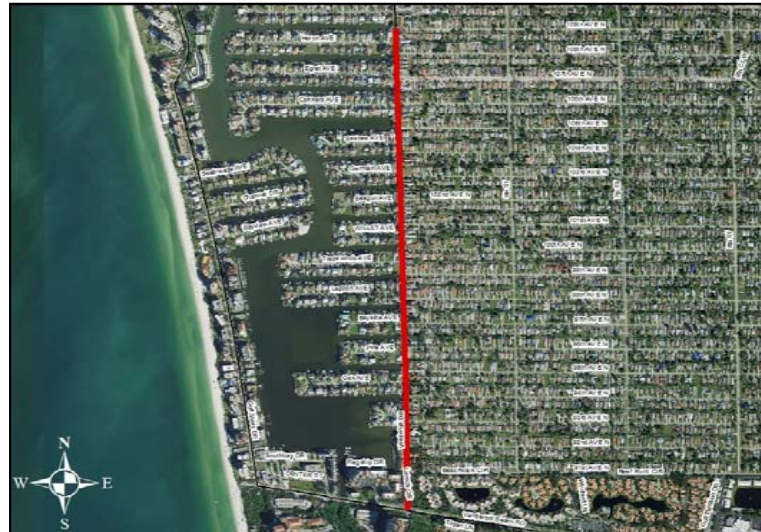
Total Project Cost: 860,075

Work Summary: SIDEWALK

LRTP Ref: CFP P6-25

Lead Agency: COLLIER COUNTY**Length:** 1.214

Phase	Fund	2019/20	2020/21	2021/22	2022/23	2023/24	Total
PE	SU	0	151,000	0	0	0	151,000
CST	SU	0	0	0	709,075	0	709,075
							0
							0
							0
							0
							0
Total		0	151,000	0	709,075	0	860,075



4380931**GREEN BLVD FROM SANTA BARBARA BLVD TO SUNSHINE BLVD****Project Description:** BPAC PRIORITY 2017-03, 16-03, 15-03, 14-06

Prior Years Cost: 0

Future Years Cost: 0

Total Project Cost: 1,310,670

Work Summary: BIKE LANE/SIDEWALK

LRTP Ref: CFP P6-25

Lead Agency: COLLIER COUNTY**Length:** 1.040

Phase	Fund	2019/20	2020/21	2021/22	2022/23	2023/24	Total
PE	SU	0	226,000	0	0	0	226,000
CST	SU	0	0	0	1,084,670	0	1,084,670
							0
							0
							0
							0
							0
Total		0	226,000	0	1,084,670	0	1,310,670



4390021**SR29 FROM NORTH 1ST STREET TO NORTH 9TH STREET****Project Description:**

Prior Years Cost: 513,342

Future Years Cost: 0

Total Project Cost: 3,243,599

Work Summary:

PEDESTRIAN SAFETY IMPROVEMENT

LRTP Ref: CFP P6-25

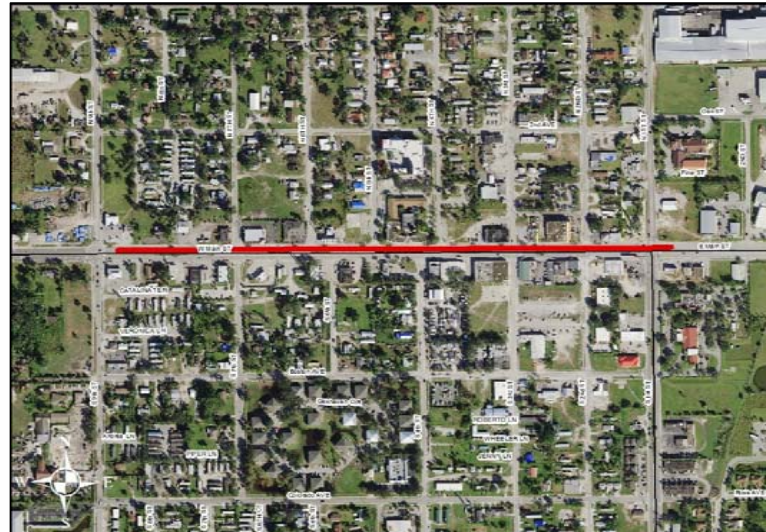
Lead Agency:

FDOT

Length:

0.502

Phase	Fund	2019/20	2020/21	2021/22	2022/23	2023/24	Total
CST	LF	123,120					123,120
CST	SU	1,000,000					1,000,000
CST	DDR	1,607,137					1,607,137
							0
							0
							0
							0
Total		2,730,257	0	0	0	0	2,730,257

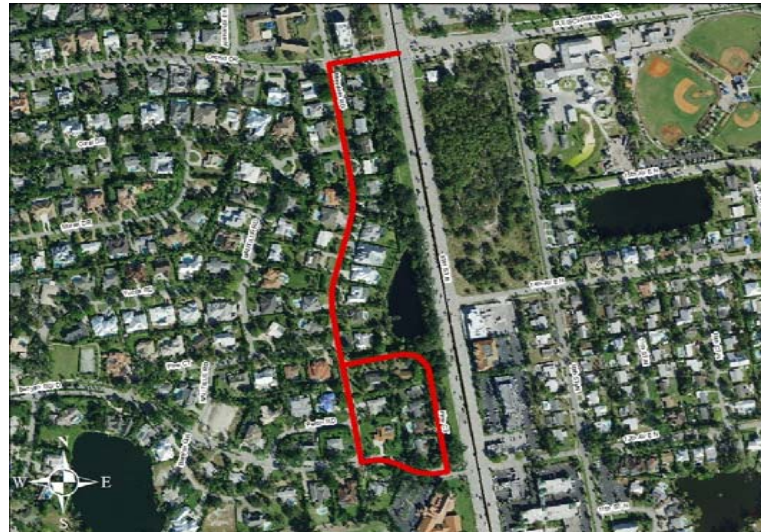


4404361**MANDARIN GREENWAY SIDEWALKS AT VARIOUS LOCATIONS**

Project Description: BPAC PRIORITY 2015 & 2016-08; SW LOOP ON 4 STREETS - ORCHARD DR, MA Prior Years Cost: 0
 TO ORCHARD DR, SIDEWALKS Future Years Cost: 0
 Total Project Cost: 394,718
Work Summary: BIKE LANE/SIDEWALK L RTP Ref: CFP P6-25

Lead Agency: NAPLES **Length:** 0.840

Phase	Fund	2019/20	2020/21	2021/22	2022/23	2023/24	Total
PE	TALU	45,311	0	0	0	0	45,311
CST	SU	0	0	331,929	0	0	331,929
CST	DDR	0	0	17,478	0	0	17,478
							0
							0
							0
							0
Total		45,311	0	349,407	0	0	394,718



4404371**SOUTH GOLF DR FROM GULF SHORE BLVD TO W US 41****Project Description:** BPAC PRIORITY 2017-05, 16-05, 15-05, 14-09

Prior Years Cost: 279,363

Future Years Cost: NA

Total Project Cost: 2,256,112

LRTP Ref: CFP P6-25

Work Summary: BIKE LANE/SIDE WALK**Lead Agency:** NAPLES**Length:** 0.75

Phase	Fund	2019/20	2020/21	2021/22	2022/23	2023/24	Total
CST	SA	0	0	0	1,976,749	0	1,976,749
							0
							0
							0
							0
							0
							0
Total		0	0	0	1,976,749	0	1,976,749



4404381**SAN MARCO RD FROM VINTAGE BAY DRIVE TO GOODLAND RD**

Project Description: BPAC Priority: 2016-04, 15-04
 REMOVE SW REPLACE 8' SHARED USE PATH SOUTH SIDE

Prior Years Cost: 45,000

Future Years Cost: 0

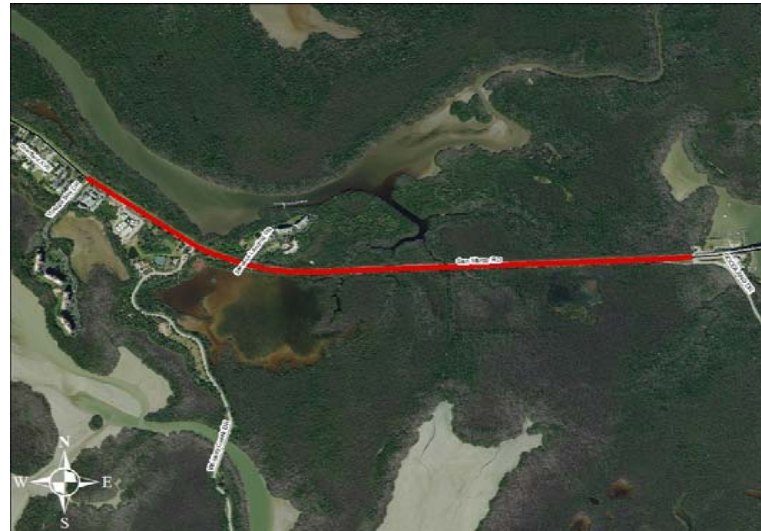
Total Project Cost: 695,062

Work Summary: BIKE PATH/TRAIL

L RTP Ref: CFP P6-25

Lead Agency: MARCO ISLAND **Length:** 1.440

Phase	Fund	2019/20	2020/21	2021/22	2022/23	2023/24	Total
CST	SU	0	650,062	0	0	0	650,062
							0
							0
							0
							0
							0
							0
Total		0	650,062	0	0	0	650,062



4414801**EDEN PARK ELEMENTARY**

Project Description: Safe Routes to School project (SRTS)
South side of Carson Rd from Westclox to Carson Lakes Cir 6' SW

Prior Years Cost: 55,738

Future Years Cost: 0

Total Project Cost: 719,071

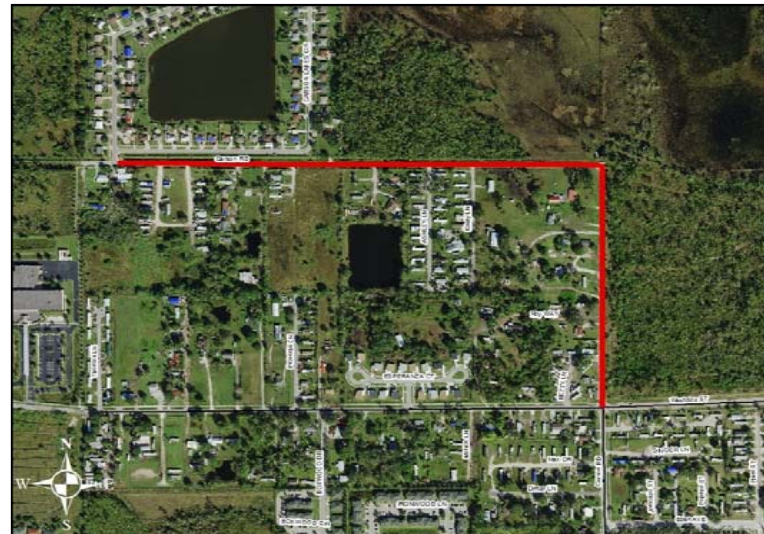
Work Summary: SIDEWALK

L RTP Ref: CFP P6-25

Lead Agency: COLLIER COUNTY

Length: 0.75

Phase	Fund	2019/20	2020/21	2021/22	2022/23	2023/24	Total
PE	SR2T	0	0	0	0	0	0
CST	SR2T	0	0	663,333	0	0	663,333
							0
							0
							0
							0
							0
Total		0	0	663,333	0	0	663,333



4418461 111TH AVE NORTH FROM BLUEBILL AVE BRIDGE TO 7TH ST NORTH

Project Description: BPAC PRIORITY 2014, 2015 & 2016-07
FOR 5' BIKE LANES

Prior Years Cost: 64,740

Future Years Cost: 0

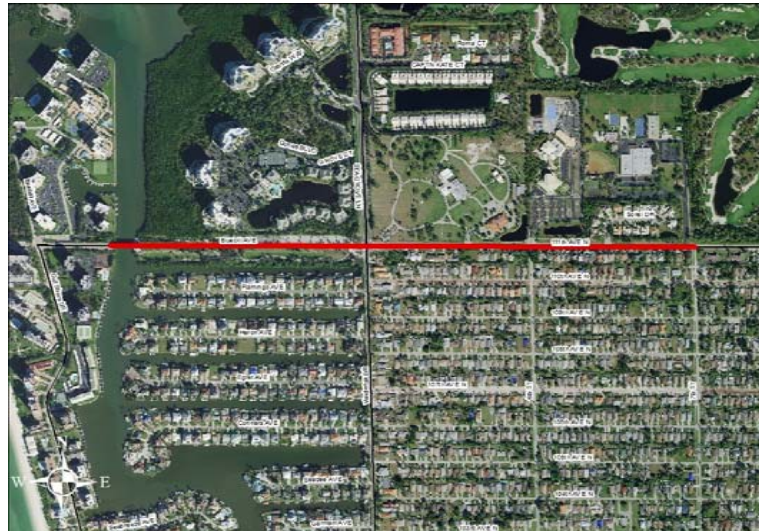
Total Project Cost: 618,150

Work Summary: BIKE LANE/SIDEWALK

LRTP Ref: CFP P6-25

Lead Agency: COLLIER COUNTY **Length:** 0.51

Phase	Fund	2019/20	2020/21	2021/22	2022/23	2023/24	Total
CST	SU	0	553,410	0	0	0	553,410
							0
							0
							0
							0
							0
							0
Total		0	553,410	0	0	0	553,410



4418781 BALD EAGLE DRIVE FROM COLLIER BLVD TO OLD MARCO LN

Project Description: BPAC PRIORITY 2014, 2014 & 2016-09

Prior Years Cost: 0

Future Years Cost: 0

Total Project Cost: 509,685

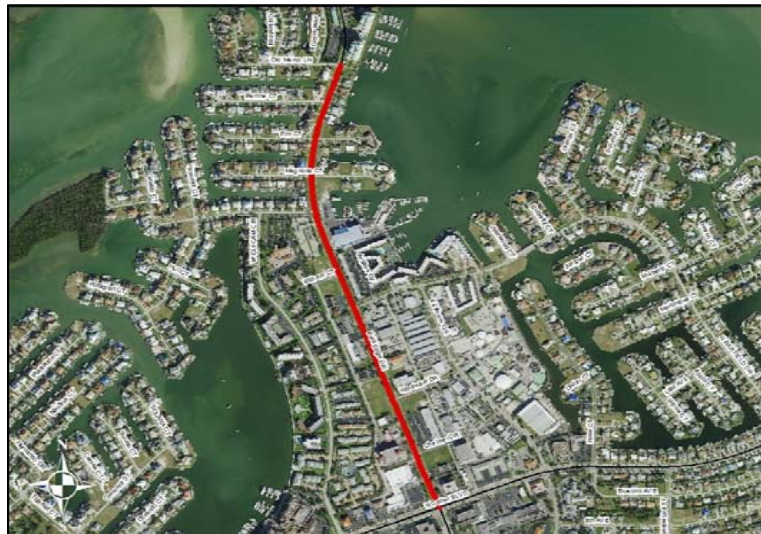
Work Summary: SIDEWALK

LRTP Ref: CFP P6-25

Lead Agency: MARCO ISLAND

Length: 0.89

Phase	Fund	2019/20	2020/21	2021/22	2022/23	2023/24	Total
CST	SU	0	509,685	0	0	0	509,685
							0
							0
							0
							0
							0
Total		0	509,685	0	0	0	509,685



4418791**INLET DRIVE FROM ADDISON CT TO TRAVIDA TERRACE**

Project Description: 8' SHARED USE PATHWAY EAST & SOUTH SIDE
BPAC PRIORITY 2017-12, 16-12, 15-12

Prior Years Cost: 0

Future Years Cost: 0

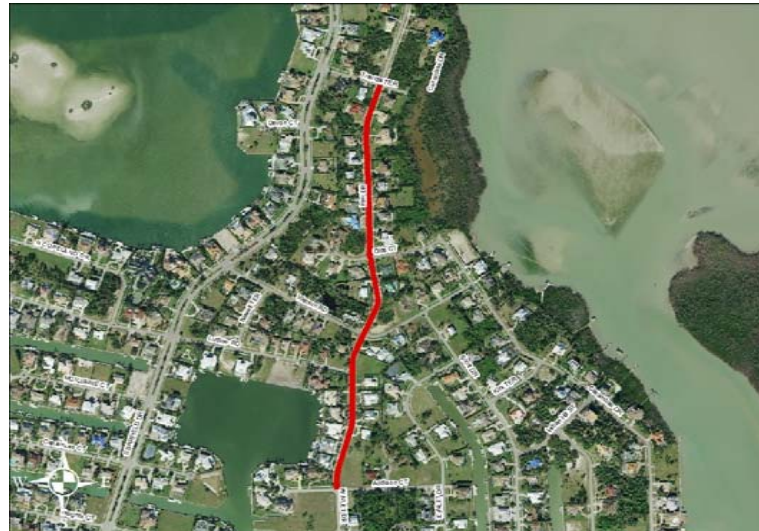
Total Project Cost: 411,781

Work Summary: SIDEWALK

L RTP Ref: CFP P6-25

Lead Agency: MARCO ISLAND **Length:** 0.65

Phase	Fund	2019/20	2020/21	2021/22	2022/23	2023/24	Total
CST	SU	0	411,781	0	0	0	411,781
							0
							0
							0
							0
							0
							0
Total		0	411,781	0	0	0	411,781



4433753**COLLIER COUNTY LAKE TRAFFORD ROAD SIDEWALK AND BIKE LANES****Project Description:** BPAC PRIORITY 2017-13, 16-13, 15-03; 5' BIKE LANES

Prior Years Cost: 0

Future Years Cost: 0

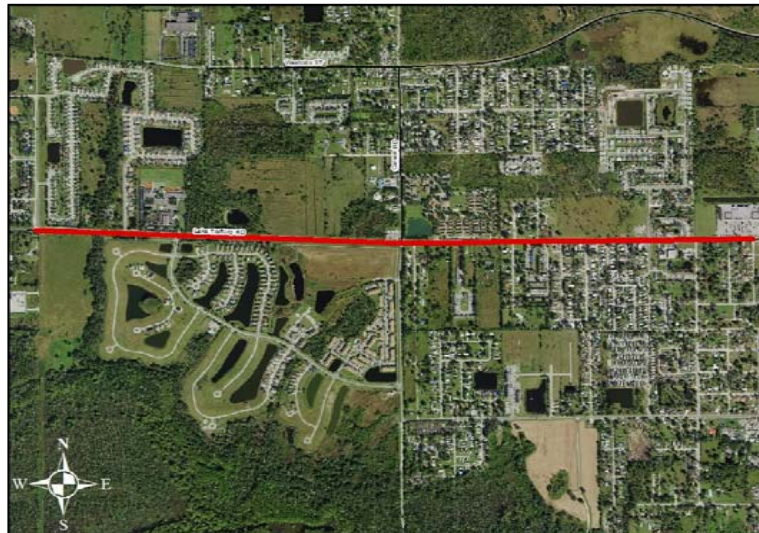
Total Project Cost: 800,460

Work Summary: SIDEWALK

LRTP Ref: CFP P6-25

Lead Agency: COLLIER COUNTY**Length:** 0.01

Phase	Fund	2019/20	2020/21	2021/22	2022/23	2023/24	Total
CST	SU	0	800,460	0	0	0	800,460
							0
							0
							0
							0
							0
							0
Total		0	800,460	0	0	0	800,460



4433754**COLLIER COUNTY LAKE TRAFFORD ROAD SIDEWALK AND BIKE LANES****Project Description:** BPAC PRIORITY 2017-11, 16-11, 15-11; 6' SW

Prior Years Cost: 0

Future Years Cost: 0

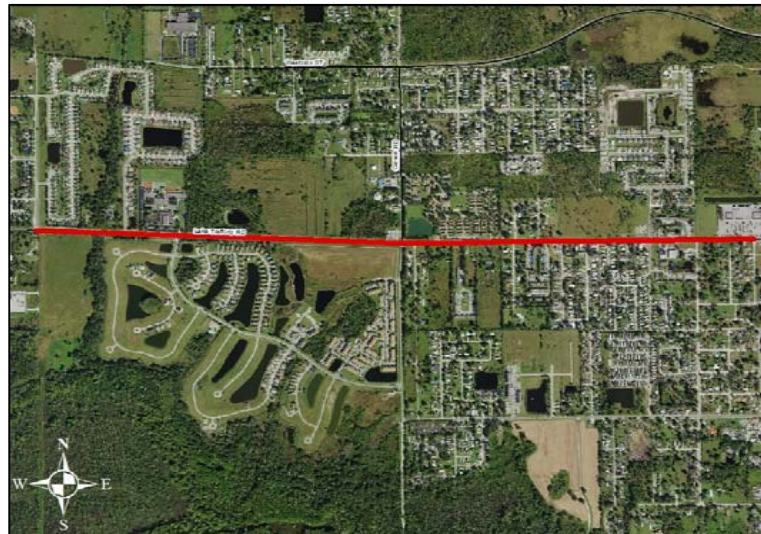
Total Project Cost: 572,675

Work Summary: SIDEWALK

LRTP Ref: CFP P6-25

Lead Agency: COLLIER COUNTY**Length:** 0.01

Phase	Fund	2019/20	2020/21	2021/22	2022/23	2023/24	Total
CST	SU	0	572,675	0	0	0	572,675
							0
							0
							0
							0
							0
							0
Total		0	572,675	0	0	0	572,675



4455811

IMMOKALEE COMPLETE STREETS

Project Description: Sidewalks, bike lanes, drainage and other improvements generally in the vicinity of Immokalee

Prior Years Cost: 0

Future Years Cost:

Total Project Cost: 16,415,864

L RTP Ref:

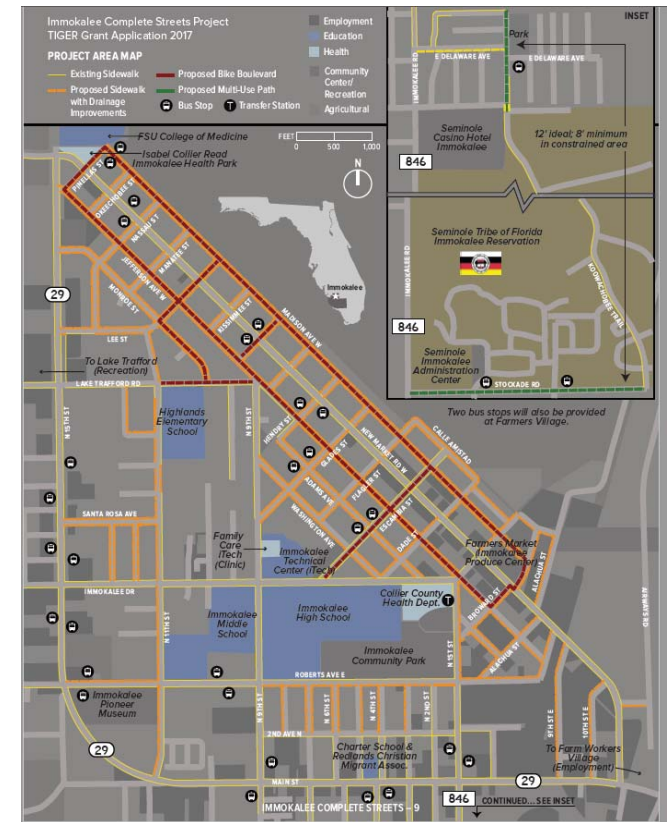
Work Summary: SIDEWALKS / COMPLETE STREETS

Lead Agency: Collier County

Length: N/A

Phase	Fund	2019/20	2020/21	2021/22	2022/23	2023/24	Total
DSB	TIGER IX						13,132,691
DSB	LF						3,283,173
The funds will be spent over the course of the three fiscal years shown.							0
							0
							0
							0
							0
							0
Total							0 16,415,864

The funds will be spent over the course of the three fiscal years shown.



NOTE: This project is the result of a TIGER Grant being awarded to Collier County.

TIGER Grants are not fiscally constrained therefore this project does not effect, nor is it shown in, the fiscal constraint that is present in this TIP.

NOTE: Project Costs are projected based on anticipated funds which are based on receipt and expenditure of these funds.

PART 1

SECTION A-5

HIGHWAY MAINTENANCE PROJECTS

includes
Resurfacing
Landscaping
Routine Maintenance
Toll Operations on I-75

0001511**TOLL OPERATIONS EVERGLADES PARKWAY ALLIGATOR ALLEY****Project Description:** Continued toll operations on I-75 (Alligator Alley)

Prior Years Cost: N/A

Future Years Cost: N/A

Total Project Cost: N/A

Work Summary: TOLL PLAZA

LRTP Ref: APPENDIX A

Lead Agency: FDOT**Length:** N/A

Phase	Fund	2019/20	2020/21	2021/22	2022/23	2023/24	Total
OPS	TOO2	4,165,000	4,170,000	4,175,000	4,185,000	4,185,000	20,880,000
							0
							0
							0
							0
							0
							0
Total		4,165,000	4,170,000	4,175,000	4,185,000	4,185,000	20,880,000



4125741 COLLIER COUNTY HIGHWAY LIGHTING**Project Description:** Highway Lighting

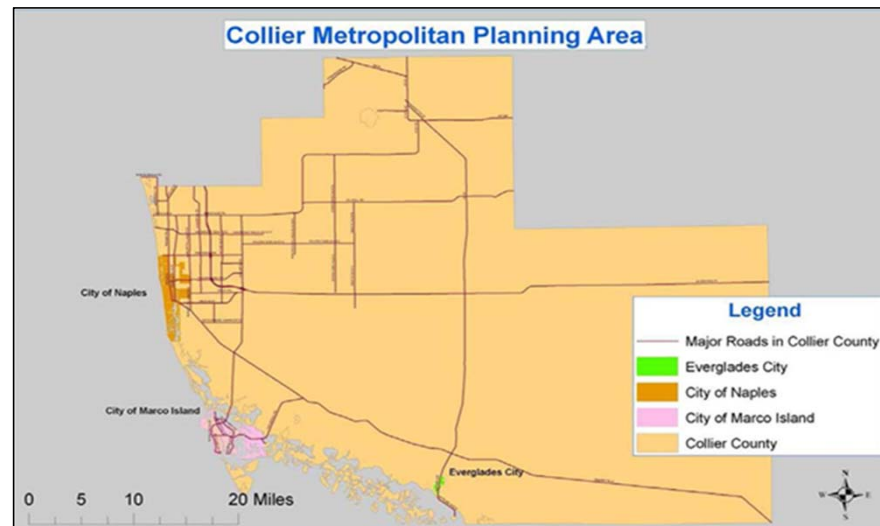
Prior Years Cost: 3,302,005

Future Years Cost: 0

Total Project Cost: 3,995,079

Work Summary: ROUTINE MAINTENANCEL RTP Ref: Revenue Projections,
p 5-5, Appendix A**Lead Agency:** COLLIER COUNTY**Length:** N/A

Phase	Fund	2019/20	2020/21	2021/22	2022/23	2023/24	Total
D	MNT	341,416	351,658	0	0	0	693,074
							0
							0
							0
							0
							0
							0
Total		341,416	351,658	0	0	0	693,074



4129182 COLLIER COUNTY ASSET MAINTENANCE**Project Description:** Asset Maintenance

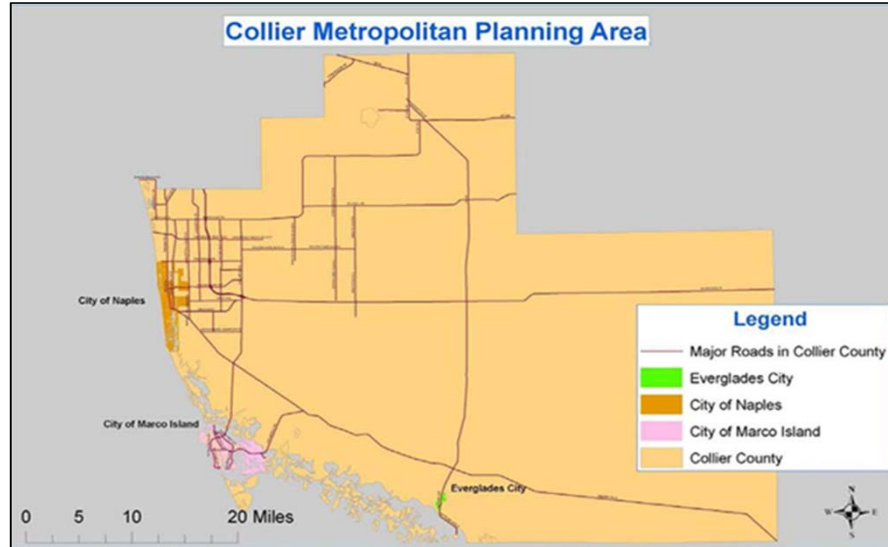
Prior Years Cost: N/A

Future Years Cost: N/A

Total Project Cost: N/A

Work Summary: ROUTINE MAINTENANCEL RTP Ref: Revenue Projections,
p 5-5, Appendix A**Lead Agency:** FDOT**Length:** N/A

Phase	Fund	2019/20	2020/21	2021/22	2022/23	2023/24	Total
D	MNT	2,601,450	2,601,450	2,601,450	2,601,450	2,601,450	13,007,250
							0
							0
							0
							0
							0
							0
Total		2,601,450	2,601,450	2,601,450	2,601,450	2,601,450	13,007,250



4135371 NAPLES HIGHWAY LIGHTING DDR FUNDING**Project Description:** Naples Highway Lighting

Prior Years Cost: 1,582,552

Future Years Cost: 0

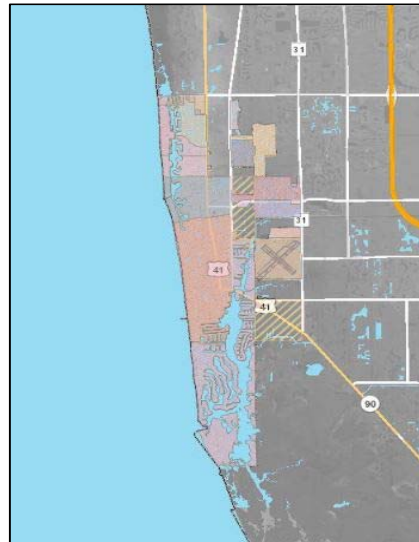
Total Project Cost: 1,881,181

Work Summary: ROUTINE MAINTENANCE

LRTP Ref: Revenue Projections, p 5-5, Appendix A

Lead Agency: CITY OF NAPLES **Length:** N/A

Phase	Fund	2019/20	2020/21	2021/22	2022/23	2023/24	Total
MNT	D	147,108	151,521	0	0	0	298,629
							0
							0
							0
							0
							0
							0
Total		147,108	151,521	0	0	0	298,629



4380591**US41(SR 90) TAMIAMI TRL FM E OF SR84(DAVIS BLVD) TO COURTHOUSE SHADOWS
SIS****Project Description:** INCORPORATES SOME RECOMMENDATIONS FROM FDOT RSA FOR
AIRPORT-PULLING/US 41 AREA

Prior Years Cost: 76,942

Future Years Cost: 0

Total Project Cost: 8,836,090

Work Summary: RESURFACING

LRTP Ref: REVENUE PROJECTIONS

P5-5 APPENDIX A

Lead Agency: FDOT**Length:** 1.35

Phase	Fund	2019/20	2020/21	2021/22	2022/23	2023/24	Total
PE	DIH	0	0	0	0	0	0
PE	DS	0	0	0	0	0	0
CST	ACSS	0	1,496,440	0	0	0	1,496,440
CST	SA	0	52,650	0	0	0	52,650
CST	DDR	0	7,105,058	0	0	0	7,105,058
ENV	DDR	30,000	75,000	0	0	0	105,000
							0
Total		30,000	8,729,148	0	0	0	8,759,148

4385841**I-75/ALLIGATOR ALLEY TOLL BOOTH LANDSCAPING****SIS****Project Description:**

Prior Years Cost: 0

Future Years Cost: 1,079,048

Total Project Cost: 1,289,048

LRTP Ref: P5-3, 5-5 & APPENDIX A

Work Summary: LANDSCAPING**Lead Agency:** FDOT**Length:** N/A

Phase	Fund	2019/20	2020/21	2021/22	2022/23	2023/24	Total
PE	DDR	0	200,000	0	0	0	200,000
PE	DIH	0	10,000	0	0	0	10,000
							0
							0
							0
							0
							0
Total		0	210,000	0	0	0	210,000



4395551**SR 951 FROM JUDGE JOLLEY BRIDGE TO FIDDLERS CREEK PARKWAY****SIS****Project Description:**

Prior Years Cost: 6,508,066

Future Years Cost: 0

Total Project Cost: 6,558,066

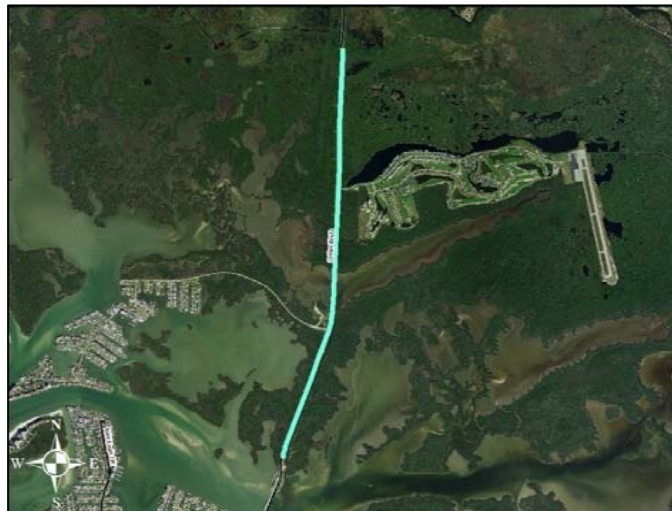
Work Summary: RESURFACING

LRTP Ref: REVENUE PROJECTIONS

P5-5 APPENDIX A

Lead Agency: FDOT **Length:** 3.031

Phase	Fund	2019/20	2020/21	2021/22	2022/23	2023/24	Total
PE	DIH	0	0	0	0	0	
PE	DS	0	0	0	0	0	0
CST	DS	0	0	0	0	0	0
ENV	DDR	50,000	0	0	0	0	50,000
CST	ACSA	0	0	0	0	0	0
CST	DDR	0	0	0	0	0	0
							0
							0
Total		50,000	0	0	0	0	50,000



4411281**I-75 (SR 93) AT CR 886 (GOLDEN GATE PKWY)****SIS****Project Description:**

Prior Years Cost: 0

Future Years Cost: 1,342,920

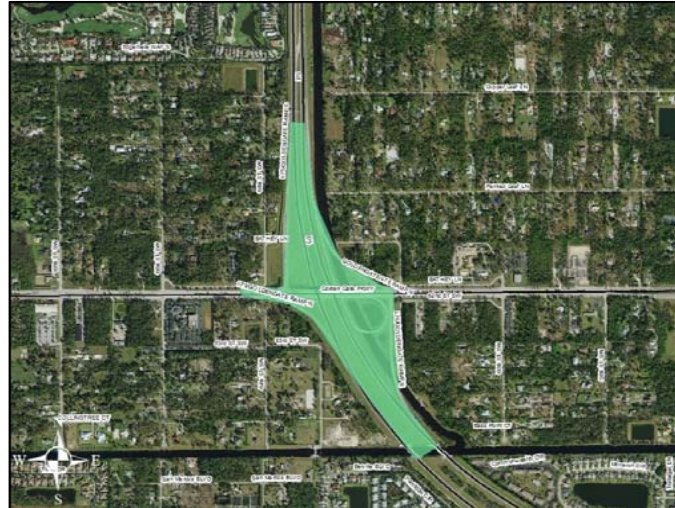
Total Project Cost: 1,552,920

Work Summary: LANDSCAPING

LRTP Ref: P5-3, 5-5 & APPENDIX A

Lead Agency: FDOT**Location:** N/A

Phase	Fund	2019/20	2020/21	2021/22	2022/23	2023/24	Total
PE	DDR	200,000	0	0	0		200,000
PE	DIH	10,000	0	0	0		10,000
							0
							0
							0
							0
							0
Total		210,000	0	0	0	0	210,000



4415121**US 41 (SR45) FROM S OF DUNRUSS CREEK TO S OF GULF PARK DR****SIS****Project Description:**

Prior Years Cost: 1,520,250

Future Years Cost: 0

Total Project Cost: 16,816,658

LRTP Ref: REVENUE PROJECTIONS

P5-5 APPENDIX A

Work Summary:

RESURFACING

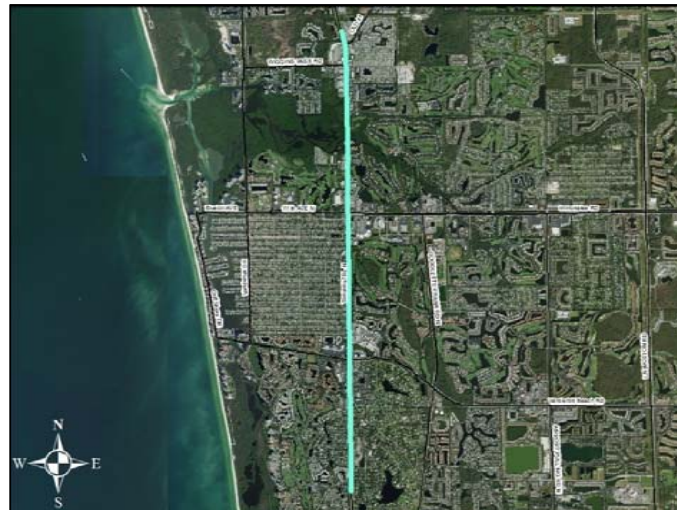
Lead Agency:

FDOT

Length:

4.735

Phase	Fund	2019/20	2020/21	2021/22	2022/23	2023/24	Total
PE	DDR	0	0	0	0	0	0
PE	DIH	0	0	0	0	0	0
CST	SA	0	0	0	55,550	0	55,550
CST	DDR	0	0	0	15,240,858	0	15,240,858
							0
							0
							0
Total		0	0	0	15,296,408	0	15,296,408



4415611**SR 90 FROM WHISTLER'S COVE TO COLLIER BLVD****SIS****Project Description:**

Prior Years Cost: 10,000

Future Years Cost: 0

Total Project Cost: 6,328,517

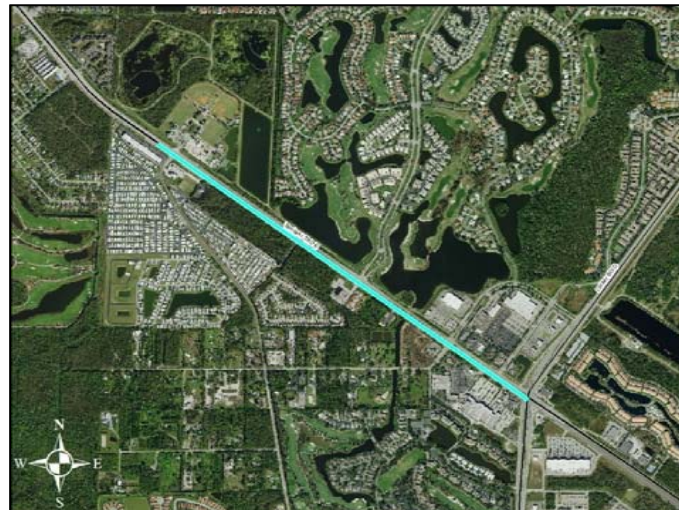
Work Summary: RESURFACING

LRTP Ref: REVENUE PROJECTIONS

P5-5 APPENDIX A

Lead Agency: FDOT**Length:** 1.38

Phase	Fund	2019/20	2020/21	2021/22	2022/23	2023/24	Total
PE	DIH	0	0	0	0	0	0
CST	DDR	0	0	6,200,277	0	0	6,200,277
CST	DIH	0	0	43,240	0	0	43,240
ENV	DDR	0	25,000	50,000	0	0	75,000
							0
							0
							0
Total		0	25,000	6,293,517	0	0	6,318,517



4439891 US41(SR90) FROM SR951(COLLIER BLVD) TO GREENWAY ROAD**Project Description:** US 41 Landscaping

Prior Years Cost: 10,000

Future Years Cost: 0

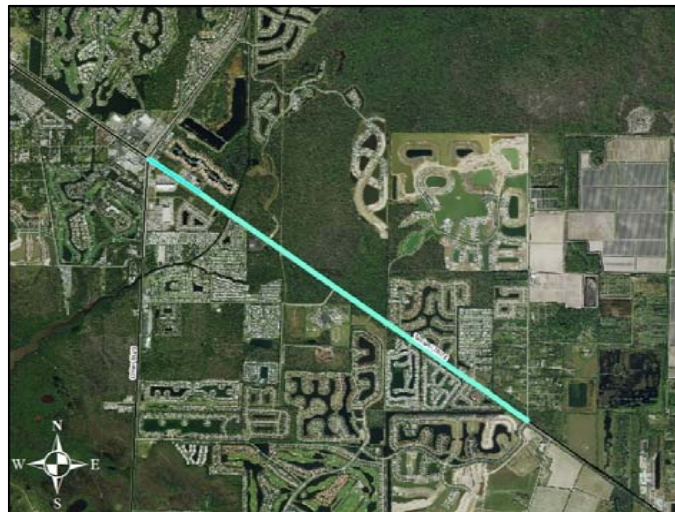
Total Project Cost: 1,988,000

Work Summary: LANDSCAPING

LRTP Ref: P5-3, 5-5 & APPENDIX A

Lead Agency: FDOT**Length:** 49.039

Phase	Fund	2019/20	2020/21	2021/22	2022/23	2023/24	Total
PE	DIH	0	0	0	0	0	
CST	DDR	0	1,978,000	0	0	0	1,978,000
							0
							0
							0
							0
							0
							0
Total		0	1,978,000	0	0	0	1,978,000



4440081 I-75 (SR 93) FROM BROWARD COUNTY LINE TO TOLL BOOTH**Project Description:** I-75 Resurfacing

Prior Years Cost: 0

Future Years Cost: 0

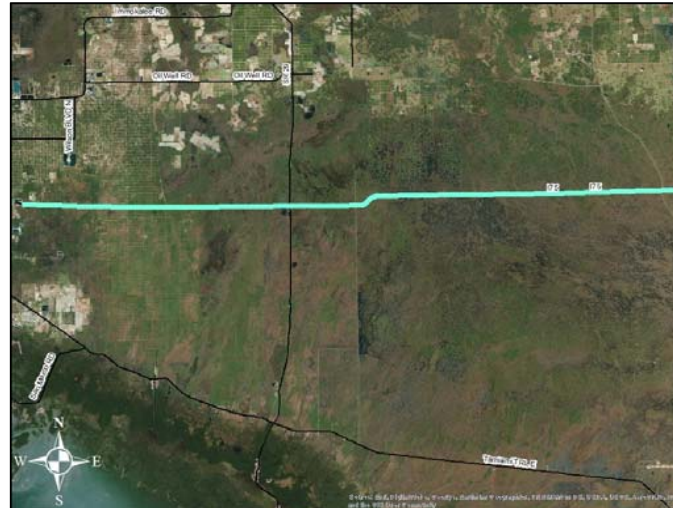
Total Project Cost: 90,057,573

Work Summary: RESURFACING

LRTP Ref: Revenue Projections, p 5-5, Appendix A

Lead Agency: FDOT**Length:** 49.039

Phase	Fund	2019/20	2020/21	2021/22	2022/23	2023/24	Total
PE	DSB2	4,751,000	0	0	0	0	
CST	DDR	0	0	1,525,599	0	0	1,525,599
CST	DS	0	0	208,905	0	0	208,905
CST	DSB2	0	0	88,323,069	0	0	88,323,069
							0
							0
							0
							0
Total		0	0	90,057,573	0	0	90,057,573



PART 1
SECTION B
TRANSPORTATION PLANNING PROJECTS

includes
MPO Planning Funds

4393142**COLLIER COUNTY MPO F7 2018/2019-2019/2020 UPWP****Project Description:**

Prior Years Cost: 0

Future Years Cost: 0

Total Project Cost: 546,564

LRTP Ref: GOALS & OBJECTIVES P3-5

Work Summary:

TRANSPORTATION PLANNING

Lead Agency:

MPO

Length: NA

Phase	Fund	2019/20	2020/21	2021/22	2022/23	2023/24	Total
PLN	PL	546,564		0	0	0	546,564
							0
							0
							0
							0
							0
							0
Total		546,564	0	0	0	0	546,564



4393143**COLLIER COUNTY MPO FY 2020/2021-2021/2022 UPWP****Project Description:**

Prior Years Cost: 0

Future Years Cost: 0

Total Project Cost: 1,093,128

LRTP Ref: GOALS & OBJECTIVES P3-5

Work Summary:

TRANSPORTATION PLANNING

Lead Agency:

MPO

Length: NA

Phase	Fund	2019/20	2020/21	2021/22	2022/23	2023/24	Total
PLN	PL	0	546,564	546,564	0	0	1,093,128
							0
							0
							0
							0
							0
							0
Total		0	546,564	546,564	0	0	1,093,128



4393144**COLLIER COUNTY MPO FY 20222/2023-2023/2024 UPWP****Project Description:**

Prior Years Cost: 0

Future Years Cost: 0

Total Project Cost: 546,564

LRTP Ref: GOALS & OBJECTIVES P3-5

Work Summary:

TRANSPORTATION PLANNING

Lead Agency:

MPO

Length: NA

Phase	Fund	2019/20	2020/21	2021/22	2022/23	2023/24	Total
PLN	PL	0	0	0	546,564	0	546,564
							0
							0
							0
							0
							0
							0
Total		0	0	0	546,564	0	546,564



PART 1
SECTION C
TRANSIT PROJECTS

includes
Transit Projects

4101131**COLLIER COUNTY MPO TRANSIT PLANNING FTA SECTION 5305 (D)****Project Description:** FTA Section 5305 Metropolitan Planning

Prior Years Cost: N/A

Future Years Cost: N/A

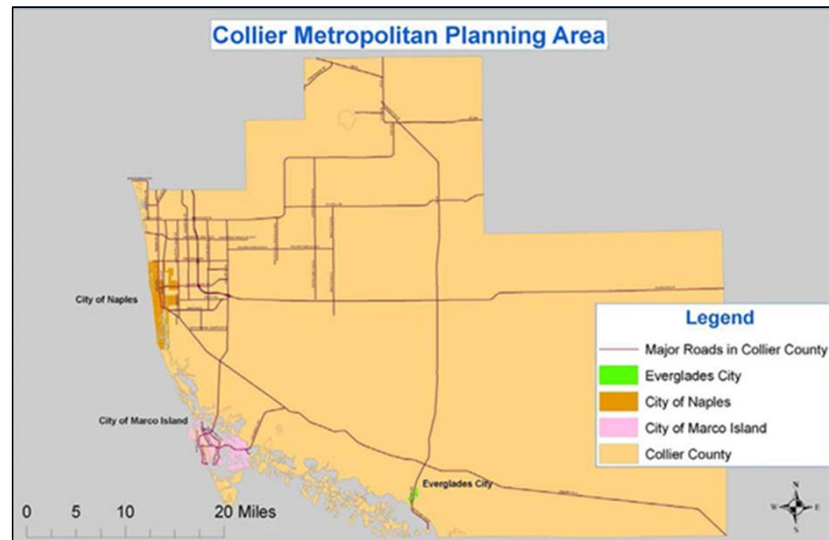
Total Project Cost: N/A

Work Summary: MODAL SYSTEMS PLANNING

L RTP Ref: TRANSIT CFP P6-34

Lead Agency: MPO**Length:** N/A

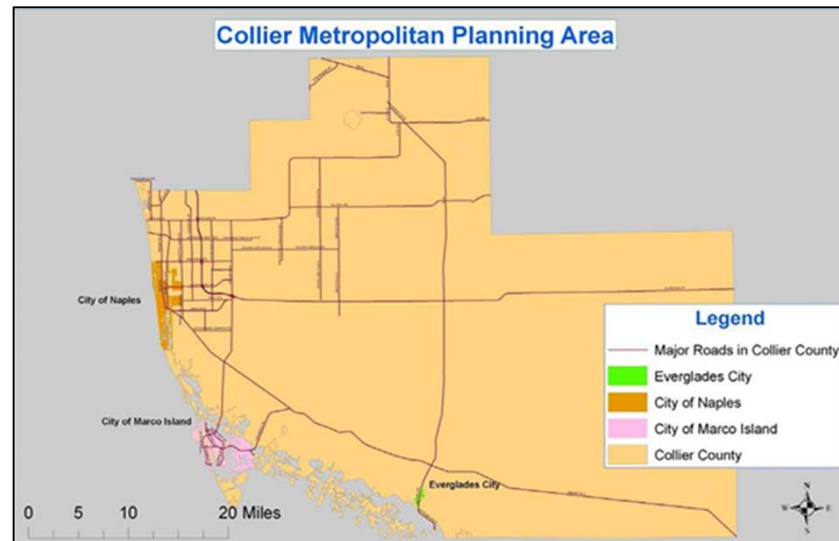
Phase	Fund	2019/20	2020/21	2021/22	2022/23	2023/24	Total
PLN	DU	77,760	79,010	79,010	79,010	79,010	393,800
PLN	LF	9,720	9,877	9,877	9,877	9,877	49,228
PLN	DDR	0	0	0	0	0	0
PLN	DPTO	9,720	9,877	9,877	9,877	9,877	49,228
PLN	DS	0	0	0	0	0	0
							0
							0
Total		97,200	98,764	98,764	98,764	98,764	492,256



4101201**COLLIER COUNTY FTA SECTION 5311 OPERATING ASSISTANCE**

Project Description:	Section 5311 Rural and Small Areas Paratransit Operating and Administrative Service	Prior Years Cost:	N/A
		Future Years Cost:	N/A
		Total Project Cost:	N/A
		L RTP Ref:	TRANSIT CFP P6-34
Work Summary:	OPERATING/ADMIN ASSISTANCE		
Lead Agency:	COLLIER COUNTY		
	Length:	N/A	

Phase	Fund	2019/20	2020/21	2021/22	2022/23	2023/24	Total
OPS	DU	404,500	366,460	364,222	404,525	379,787	1,919,494
OPS	LF	404,500	366,460	364,222	404,525	379,787	1,919,494
							0
							0
							0
							0
							0
Total		809,000	732,920	728,444	809,050	759,574	3,838,988



4101391**COLLIER COUNTY STATE TRANSIT BLOCK GRANT OPERATING ASSISTANCE****Project Description:** State Transit Fixed-Route Operating Assistance Block Grant

Prior Years Cost: N/A

Future Years Cost: N/A

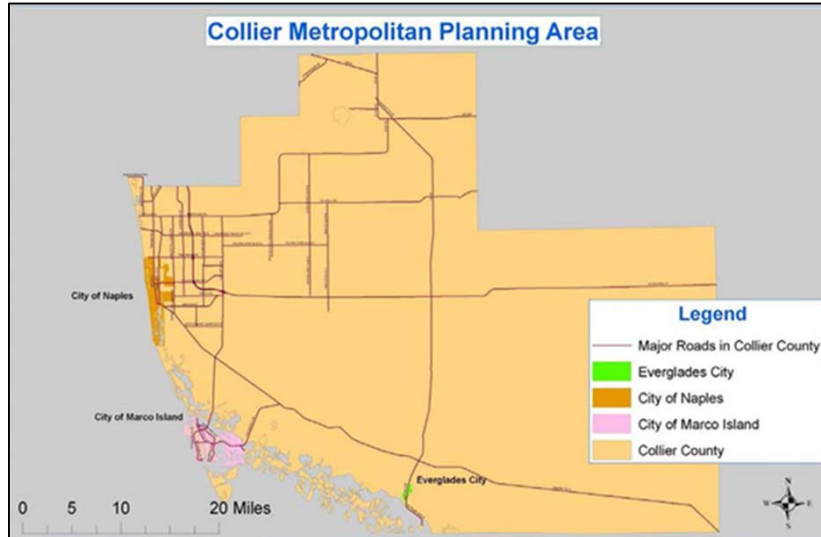
Total Project Cost: N/A

Work Summary: OPERATING FOR FIXED ROUTE

LRTP Ref: TRANSIT CFP P6-34

Lead Agency: COLLIER COUNTY**Length:** N/A

Phase	Fund	2019/20	2020/21	2021/22	2022/23	2023/24	Total
OPS	LF	982,792	1,031,948	1,083,545	1,135,197	1,194,608	5,428,090
OPS	DDR	0	0	0	906,623	0	906,623
OPS	DPTO	982,792	1,031,948	1,083,545	228,574	1,194,608	4,521,467
OPS	DS	0	0	0	0	0	0
							0
							0
Total		982,792	1,031,948	1,083,545	1,135,197	1,194,608	5,428,090



4101461**COLLIER COUNTY FTA SECTION 5307 CAPITAL ASSISTANCE****Project Description:**

Prior Years Cost: N/A

Future Years Cost: N/A

Total Project Cost: N/A

Work Summary: CAPITAL FOR FIXED ROUTE

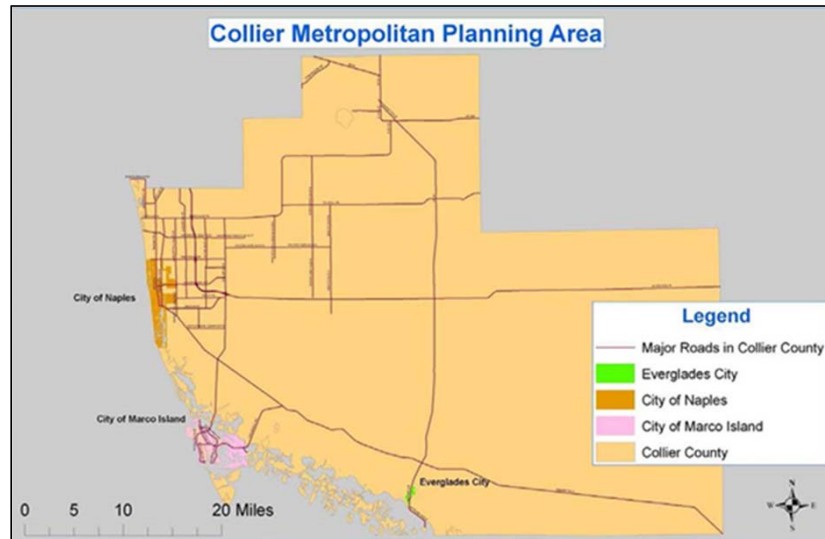
LRTP Ref: TRANSIT CFP P6-34

TIP Amendment: Roll Forward 9-9-16

Lead Agency: COLLIER COUNTY**Length:** N/A

2013-0923

Phase	Fund	2019/20	2020/21	2021/22	2022/23	2023/24	Total
CAP	FTA	2,313,830	2,348,065	2,643,559	2,061,778	1,782,420	11,149,652
CAP	LF	578,458	587,016	660,890	515,445	445,605	2,787,414
							0
							0
							0
							0
							0
Total		2,892,288	2,935,081	3,304,449	2,577,223	2,228,025	13,937,066



4101462 COLLIER COUNTY FTA SECTION 5307 OPERATING ASSISTANCE**Project Description:** Fixed Route Operating Assistance

Prior Years Cost: N/A

Future Years Cost: N/A

Total Project Cost: N/A

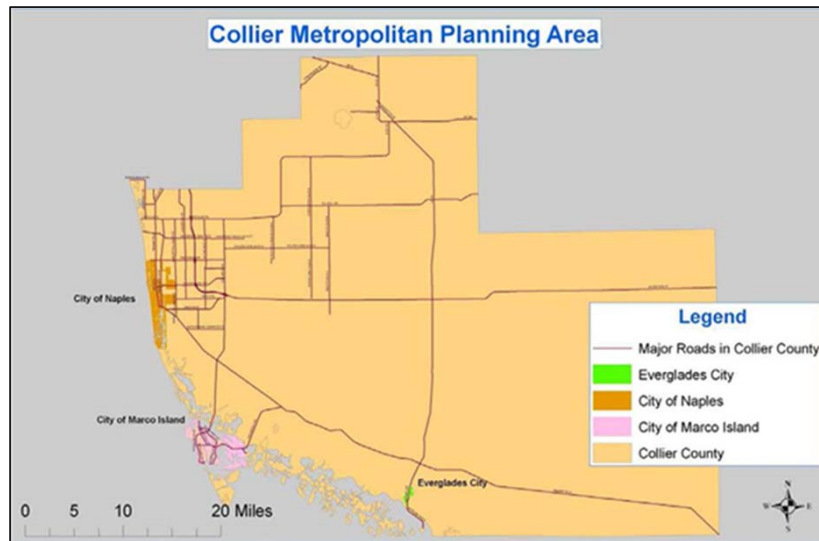
Work Summary: OPERATING FOR FIXED ROUTE

LRTP Ref: TRANSIT CFP P6-34

TIP Amendment: Roll Forward 9-9-16

Lead Agency: COLLIER COUNTY**Length:** N/A

Phase	Fund	2019/20	2020/21	2021/22	2022/23	2023/24	Total
OPS	FTA	574,297	500,000	100,000	442,610	807,700	2,424,607
OPS	LF	574,297	500,000	100,000	442,610	807,700	2,424,607
							0
							0
							0
							0
							0
Total		1,148,594	1,000,000	200,000	885,220	1,615,400	4,849,214



4340301 COLLIER CO./BONITA SPRINGS UZA FTA SECTION 5339 CAPITAL ASSISTANCE**Project Description:** CMC Priority 2012-05; 2013-04

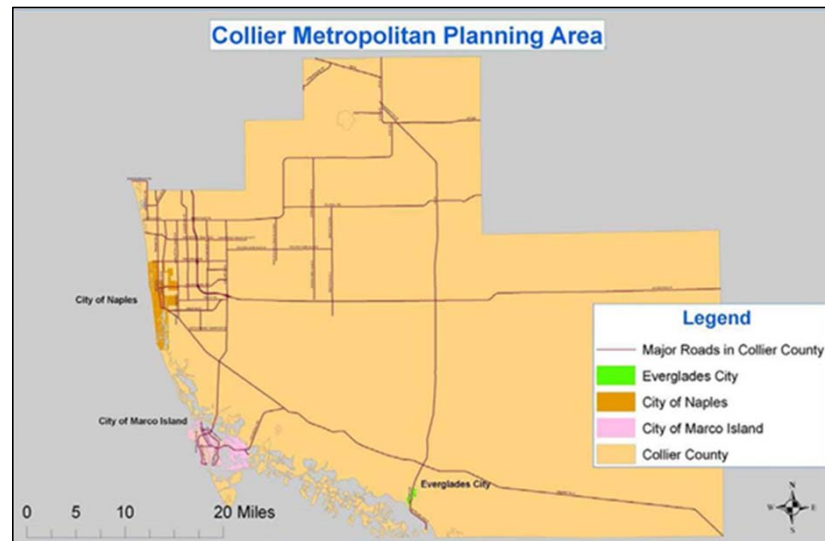
Prior Years Cost: N/A

Future Years Cost: N/A

Total Project Cost: N/A

Work Summary: CAPITAL FOR FIXED ROUTEL RTP Ref: CFP-CMS/ITS PROJECTS P6-
24 & APPENDIX A**Lead Agency:** COLLIER COUNTY**Length:** N/ATIP Amendment: 2015-0918
2014-0912-1

Phase	Fund	2019/20	2020/21	2021/22	2022/23	2023/24	Total
CAP	FTA	353,562	365,428	347,686	299,327	299,889	1,665,892
CAP	LF	88,391	91,357	86,922	74,382	74,972	416,024
							0
							0
							0
							0
							0
Total		441,953	456,785	434,608	373,709	374,861	2,081,916



4350292 US41 FROM CR 846 (111TH AVE) TO NORTH OF 91ST AVE

Project Description: CMC PRIORITY 2014-01 (RELATED FPN 4350291 SIDEWALK 2016/17)
INSTALL TOTAL OF 3 BUS SHELTERS (2 PENDING, 1 IN PLACE)

Prior Years Cost: 0

Future Years Cost: 0

Total Project Cost: 103,200

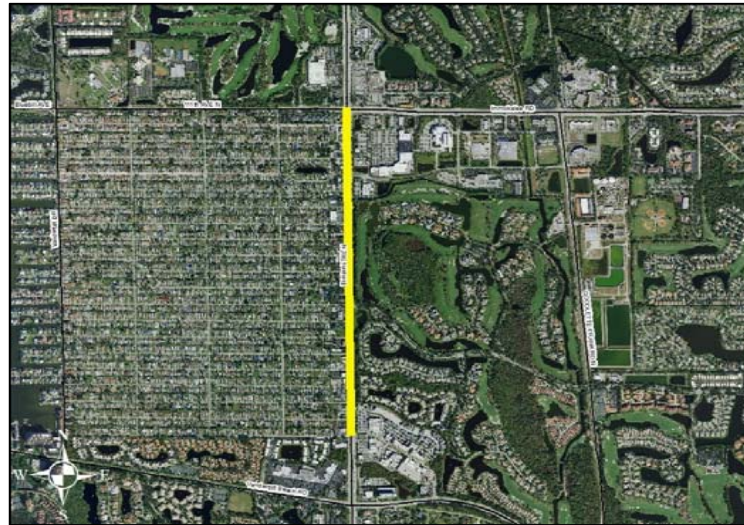
L RTP Ref: CFP-CMS/ITS P6-24;
APPENDICES A&D

Work Summary: PUBLIC TRANSPORTATION SHELTER

Lead Agency: COLLIER COUNTY

Length: N/A

Phase	Fund	2019/20	2020/21	2021/22	2022/23	2023/24	Total
CAP	FTAT	51,600	0	0	0	0	51,600
CAP	SU	51,600	0	0	0	0	51,600
							0
							0
							0
							0
							0
Total		103,200	0	0	0	0	103,200



**TIP Amendment for Approval by MPO Board on December 13, 2019 for
FY 2019/20 through FY 2023/24 TIP**

FPN	Action	Project Name	Requested by	Fund	Phase	FY	Amount
4469041	New transit project selected during competitive application process for 5310 funding.	5310 Operating Assistance Easter Seals (Naples) – Bonita Springs UZA	FDOT	DU	OPS	2020	\$31,535
4469041	New transit project selected during competitive application process for 5310 funding	5310 Operating Assistance Easter Seals (Naples) – Bonita Springs UZA	FDOT	LF	OPS	2020	\$31,535

Responsible Agency	TIP Page	LRTP Reference
Collier County	109A, B	Transit CFP p. 6-34
Collier County	109A, B	Transit CFP p. 6-34

COLLIER METROPOLITAN
PLANNING ORGANIZATION

Attest: _____

Anne McLaughlin
Collier MPO Executive Director

Date: _____

12/16/19

By: _____

Reg Buxton

MPO Chair
Printed Name: Reg Buxton
Title: MPO Chair

Date: _____

12/13/19

Approved as to form and legality

Scott R. Teach
Scott R. Teach, Deputy County Attorney

CMP

**4469041 5310 OPERATING ASSISTANCE EASTER SEALS
(NAPLES) - BONITA SPRINGS USA**

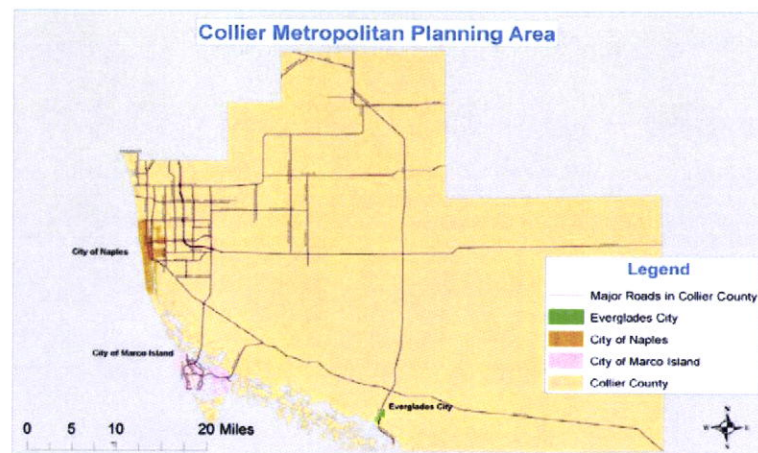
Project Description: 5310 Operating Assistance Easter Seals
(Naples) Bonita Springs UZA

Work Summary: 5310 Operating Assistance

Prior Years Cost: N/A
 Future Years Cost: N/A
 Total Project Cost: N/A
 LRTP Ref: TRANSIT CFP P6-34
 TIP Amendment: 2019_1213 Easter Seals

Lead Agency: COLLIER COUNTY **Length:** N/A

Phase	Fund	2019/20	2020/21	2021/22	2022/23	2023/24	Total
OPS	DU	31,535					31,535
OPS	LF	31,535					31,535
							0
							0
							0
							0
							0
							0
							0
Total		63,070	0	0	0	0	63,070



**TIP Amendment for Approval by MPO Board on February 14, 2020 for
FY 2019/20 through FY 2023/24 TIP**

FPN	Action	Project Name	Requested by	Fund	Phase	FY	Amount
4470081	ADA Improvements to Spend Down FY20 SU Dollars	Collier County Area Transit ADA Improvements	FDOT	FTAT	CAP	2020	\$250,000
4470081	ADA Improvements to Spend Down FY20 SU Dollars	Collier County Area Transit ADA Improvements	FDOT	SU	CAP	2020	\$250,000

Responsible Agency	TIP Page	LRTP Reference
Collier County	109C, D	Transit CFP p. 6-34
Collier County	109C, D	Transit CFP p. 6-34

COLLIER METROPOLITAN PLANNING ORGANIZATION

Attest: _____

Anne McLaughlin
Collier MPO Executive Director

Date: _____

2/14/20

By: _____

Elaine Middelstaedt

Printed Name:

Title: MPO Chair

Date: _____

2/14/20

Approved as to form and legality

Scott R. Teach

Scott R. Teach, Deputy County Attorney

4470081**COLLIER COUNTY AREA TRANSIT ADA IMPROVEMENTS****Project Description:** ADA Transit Stop Improvements to spend down FY20 SU funds**Work Summary:** ADA Transit Stop Improvements to spend down FY20 SU funds**Lead Agency:** COLLIER COUNTY**Length:** N/A

Prior Years Cost: N/A

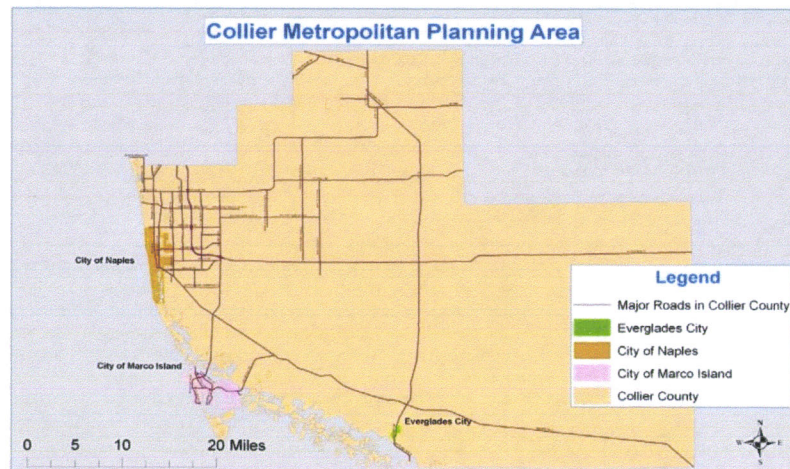
Future Years Cost: N/A

Total Project Cost: N/A

LRTP Ref: TRANSIT CFP P6-34

TIP Amend.: 2020_0214 SU Spend Down

Phase	Fund	2019/20	2020/21	2021/22	2022/23	2023/24	Total
CAP	FTAT	250,000					250,000
CAP	SU	250,000					250,000
							0
							0
							0
							0
							0
							0
							0
Total		500,000	0	0	0	0	500,000




**TIP Amendment for Approval by MPO Board on February 14, 2020 for
FY 2019/20 through FY 2023/24 TIP**

FPN	Action	Project Name	Requested by	Fund	Phase	FY	Amount
4470091	Bus Replacement to Spend Down FY20 SU Dollars	Collier County Area Transit Bus Replacement	FDOT	FTAT	CAP	2020	\$500,000
4470091	Bus Replacement to Spend Down FY20 SU Dollars	Collier County Area Transit Bus Replacement	FDOT	SU	CAP	2020	\$500,000

Responsible Agency	TIP Page	LRTP Reference
Collier County	109E, F	Transit CFP p. 6-34
Collier County	109E, F	Transit CFP p. 6-34

COLLIER METROPOLITAN PLANNING ORGANIZATION

Attest:


Anne McLaughlin
Collier MPO Executive Director

Date:

2/14/20

By:




Date:

2/14/20

Printed Name:

Title: MPO Chair

Approved as to form and legality


Scott R. Teach, Deputy County Attorney

**TIP Amendment for Approval by MPO Board on February 14, 2020 for
FY 2019/20 through FY 2023/24 TIP**

FPN	Action	Project Name	Requested by	Fund	Phase	FY	Amount
4469841	New transit project for §5310 funding in FY2020	5310 Operating Assistance – Good Wheels – Bonita Springs UZA	FDOT	DU	OPS	2020	\$55,356
4469841	New transit project for §5310 funding in FY2020	5310 Operating Assistance – Good Wheels – Bonita Springs UZA	FDOT	LF	OPS	2020	\$55,356

Responsible Agency	TIP Page	LRTP Reference
Collier County	109G, H	Transit CFP p. 6-34
Collier County	109G, H	Transit CFP p. 6-34

COLLIER METROPOLITAN PLANNING ORGANIZATION

Attest: _____

Anne McLaughlin
Collier MPO Executive Director

Date: _____

2/14/20

By: _____

Elaine Middelstaedt

Printed Name:

Title: MPO Chair

Date: _____

2/14/20

Approved as to form and legality

Scott R. Teach

Scott R. Teach, Deputy County Attorney

4469841**5310 OPERATING ASSISTANCE - GOOD WHEELS -
BONITA SPRINGS UZA**

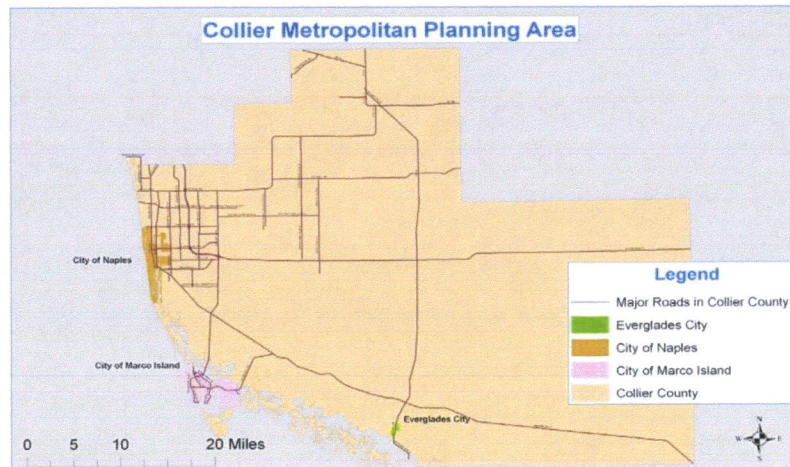
Project Description: 5310 Operating Assistance Good Wheels
(Naples) Bonita Springs UZA

Work Summary: 5310 Operating Assistance

Prior Years Cost: N/A
 Future Years Cost: N/A
 Total Project Cost: N/A
 LRTP Ref: TRANSIT CFP P6-34
 TIP Amend.: 2020_0214 Good Wheels

Lead Agency: COLLIER COUNTY **Length:** N/A

Phase	Fund	2019/20	2020/21	2021/22	2022/23	2023/24	Total
OPS	DU	55,356					55,356
OPS	LF	55,356					55,356
							0
							0
							0
							0
							0
							0
							0
Total		110,712	0	0	0	0	110,712

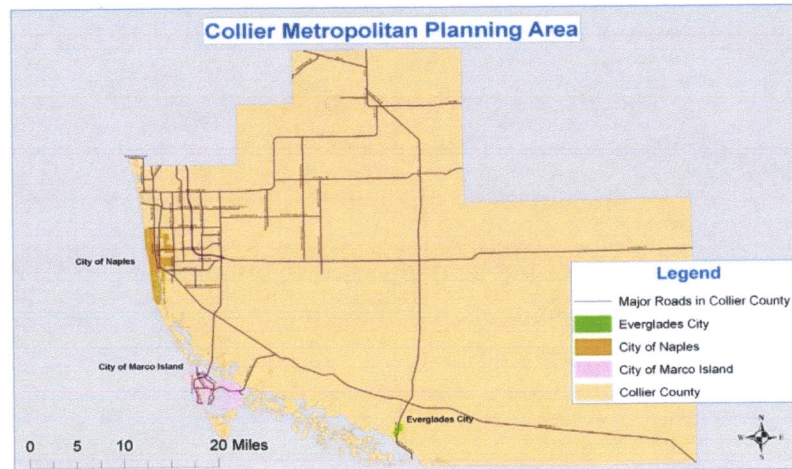


4470091

COLLIER COUNTY AREA TRANSIT BUS REPLACEMENT**Project Description:** Bus Replacement to Spend Down FY20 SU Funds**Work Summary:** Transit Bus Replacement**Lead Agency:** COLLIER COUNTY**Length:** N/A

Prior Years Cost: N/A
 Future Years Cost: N/A
 Total Project Cost: N/A
 L RTP Ref: TRANSIT CFP P6-34
 TIP Amend.: 2020_0214 SU Spend Down

Phase	Fund	2019/20	2020/21	2021/22	2022/23	2023/24	Total
CAP	FTAT	250,000					250,000
CAP	SU	250,000					250,000
							0
							0
							0
							0
							0
							0
							0
Total		500,000	0	0	0	0	500,000



PART 1
SECTION D
TRANSPORTATION DISADVANTAGED PROJECTS

This section includes the Transportation Disadvantaged program projects in FY2019/20 – FY2023/24. The Community Transportation Coordinator (CTC) for the Transportation Disadvantaged program in Collier County is the Collier County Board of County Commissioners which provide services under a memorandum of agreement with the Florida Commission for the Transportation Disadvantaged. The Collier MPO, as the designated official planning agency for the program (DOPA) confirms that projects programmed through FY 2023/24 are all consistent with the Transportation Disadvantaged Service Plan (TDSP) major update which was adopted by the Collier Local Coordinating Board (LCB) on October 24, 2018. The two Transportation Disadvantaged program projects are listed below.

The amount of the MPO's LCB assistance and the Transportation Disadvantaged Trust Fund (TDTF) for FY2019/20 was not yet available when this TIP was adopted. The amounts listed below are from FY2018/19 and will be adjusted accordingly via an Administrative Modification to the TIP once they become available.

Collier MPO LCB Assistance

The FY2018/19 Planning Grant Allocations for the Transportation Disadvantaged Trust Fund was \$26,962. This grant allocation is used by the Collier MPO to support the LCB.

Collier County FY 2018/19 TDTF / Trip and Equipment Grant **

The TDTF and Trip and Equipment Grant are funded by the Florida Commission for the Transportation Disadvantaged. The estimated amount of the grant is \$946,571. These funds are used to cover a portion of the operating expenses for the Collier Area ParaTransit Program

** At time of publication, the TDTF figures for FY 2019/20 were not available. The TIP will be amended through an Administrative Modification when these figures become available.

PART 1
SECTION E
AVIATION PROJECTS

includes Aviation Projects

4336321**IMMOKALEE REGIONAL AIRPORT SECURITY ENHANCEMENTS****Project Description:**

Prior Years Cost: 250,000

Future Years Cost: 0

Total Project Cost: 850,000

Work Summary:

AVIATION SECURITY PROJECT

LRTP Ref: APPENDIX A REVENUE

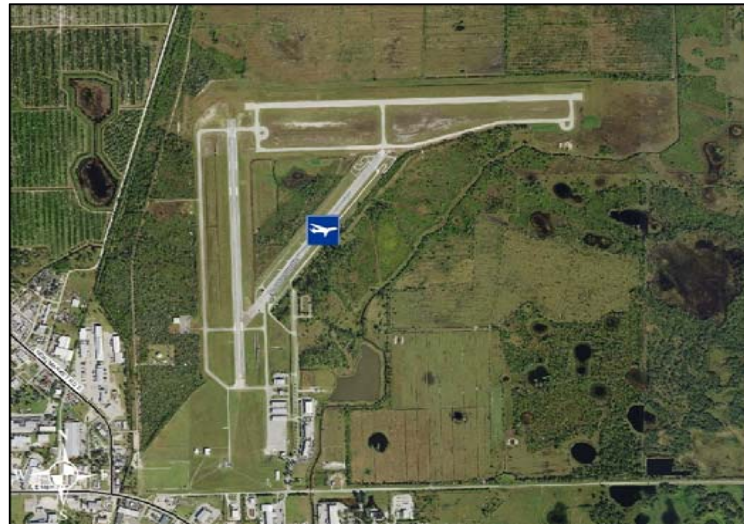
FORECASTS TABLE 3 P5

Lead Agency:

COLLIER COUNTY

Length: N/A

Phase	Fund	2019/20	2020/21	2021/22	2022/23	2023/24	Total
CAP	LF	120,000	0	0	0	0	120,000
CAP	DDR	0	0	0	0	0	0
CAP	DPTO	480,000	0	0	0	0	480,000
							0
							0
							0
							0
Total		600,000	0	0	0	0	600,000



4370631**MARCO ISLAND APT NEW TERMINAL BUILDING****Project Description:**

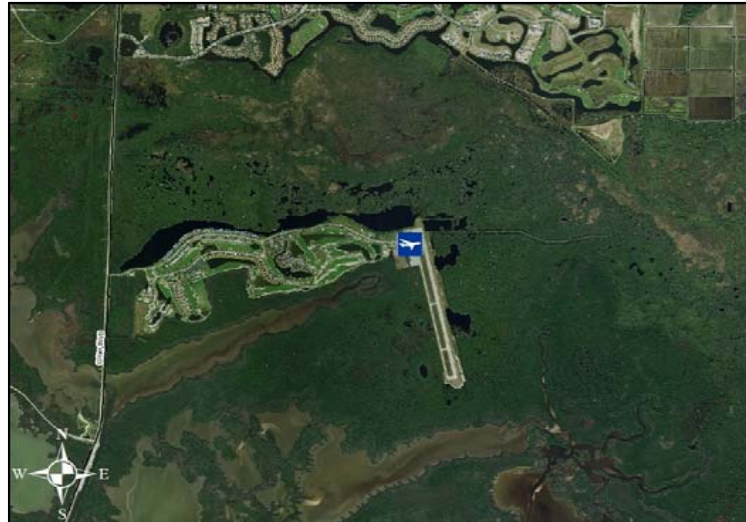
Prior Years Cost: 6,670,275

Future Years Cost: 0

Total Project Cost: 11,169,800

L RTP Ref: APPENDIX A REVENUE
FORECASTS TABLE 3 P5**Work Summary:** AVIATION CAPACITY PROJECT**Lead Agency:** COLLIER COUNTY**Length:** N/A

Phase	Fund	2019/20	2020/21	2021/22	2022/23	2023/24	Total
CAP	FAA	0	0	0	0	0	0
CAP	LF	899,905	0	0	0	0	899,905
CAP	DDR	3,599,620	0	0	0	0	3,599,620
CAP	DPTO	0	0	0	0	0	0
							0
							0
							0
Total		4,499,525	0	0	0	0	4,499,525



4389771**IMMOKALEE REGIONAL ARPT REHABILITATE RUNWAY 18/36****Project Description:**

Prior Years Cost: 440,000

Future Years Cost: 0

Total Project Cost: 8,165,000

Work Summary:

AVIATION PRESERVATION PROJECT

LRTP Ref: APPENDIX A REVENUE

FORECASTS TABLE 3 P5

Lead Agency:

COLLIER COUNTY

Length: N/A

Phase	Fund	2019/20	2020/21	2021/22	2022/23	2023/24	Total
CAP	LF	268,500	1,176,500	100,000	0	0	1,545,000
CAP	DDR	1,074,000	4,706,000	400,000	0	0	6,180,000
							0
							0
							0
							0
							0
Total		1,342,500	5,882,500	500,000	0	0	7,725,000



4416751**NAPLES MUNICIPAL AIRPORT SECURITY UPGRADES****Project Description:**

Prior Years Cost: 0

Future Years Cost: 0

Total Project Cost: 4,000,000

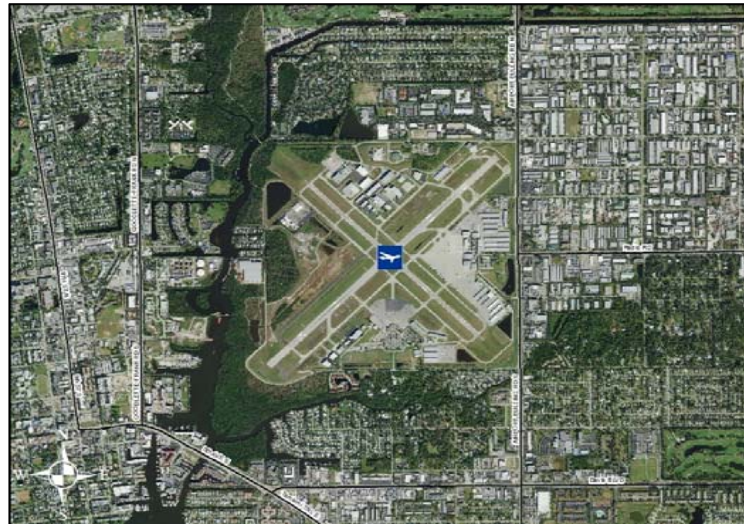
Work Summary: AVIATION SECURITY PROJECT

LRTP Ref: APPENDIX A REVENUE

FORECASTS TABLE 3 P5

Lead Agency: NAPLES AIRPORT AUTHORITY**Length:** N/A

Phase	Fund	2019/20	2020/21	2021/22	2022/23	2023/24	Total
CAP	LF	0	0	0	0	200,000	200,000
CAP	DDR	0	0	0	0	800,000	800,000
CAP	LF	150,000	0	0	0	0	150,000
CAP	DDR	150,000	0	0	0	0	150,000
CAP	FAA	2,700,000	0	0	0	0	2,700,000
							0
							0
Total		3,000,000	0	0	0	1,000,000	4,000,000



4417651**NAPLES MUNICIPAL AIRPORT RUNWAY 5-23 DRAINAGE SWALE IMPROVEMENTS****Project Description:**

Prior Years Cost: 0

Future Years Cost: 0

Total Project Cost: 3,000,000

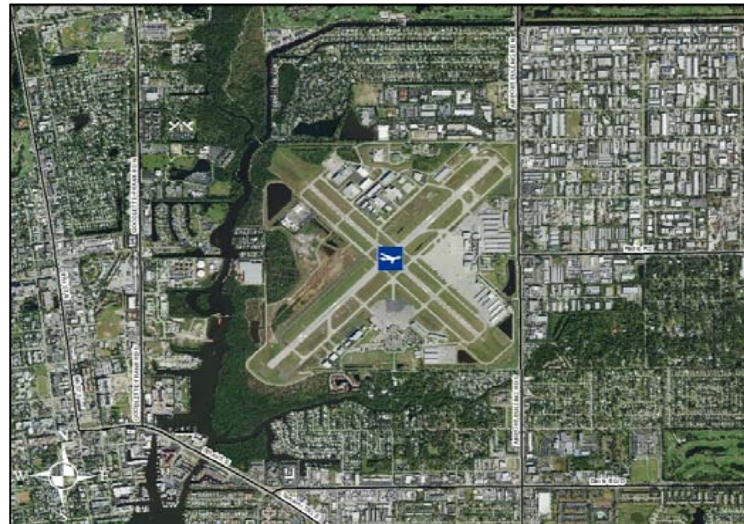
Work Summary: AVIATION PRESERVATION PROJECT

LRTP Ref: APPENDIX A REVENUE

FORECASTS TABLE 3 P5

Lead Agency: NAPLES AIRPORT AUTHORITY**Length:** N/A

Phase	Fund	2019/20	2020/21	2021/22	2022/23	2023/24	Total
CAP	LF	150,000	0	0	0	0	150,000
CAP	DDR	150,000	0	0	0	0	150,000
CAP	FAA	2,700,000	0	0	0	0	2,700,000
							0
							0
							0
							0
Total		3,000,000	0	0	0	0	3,000,000



4417831**IMMOKALEE ARPT TAXIWAY C EXTENSION****Project Description:**

Prior Years Cost: 0

Future Years Cost: 0

Total Project Cost: 3,250,000

Work Summary:

AVIATION PRESERVATION PROJECT

LRTP Ref: APPENDIX A REVENUE

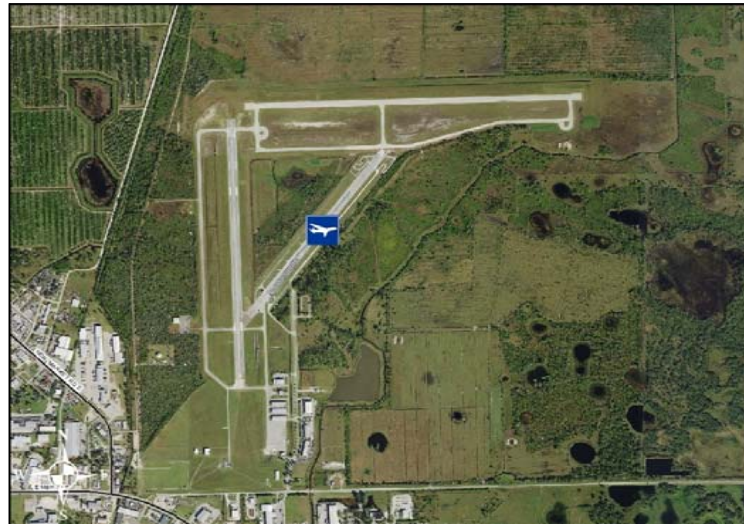
FORECASTS TABLE 3 P5

Lead Agency:

COLLIER COUNTY

Length: N/A

Phase	Fund	2019/20	2020/21	2021/22	2022/23	2023/24	Total
CAP	LF	12,500	150,000	0	0	0	162,500
CAP	DDR	0	150,000	0	0	0	150,000
CAP	DPTO	12,500	0	0	0	0	12,500
CAP	FAA	225,000	2,700,000	0	0	0	2,925,000
							0
							0
							0
Total		250,000	3,000,000	0	0	0	3,250,000



4417841**IMMOKALEE ARPT ENVIRONMENTAL STUDY FOR RUNWAY 9/27 EXTENSION****Project Description:**

Prior Years Cost: 0

Future Years Cost: 0

Total Project Cost: 200,000

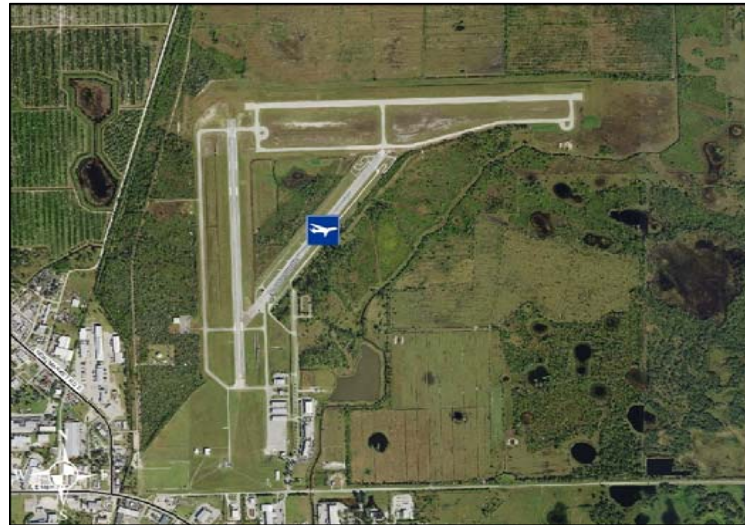
Work Summary: AVIATION ENVIRONMENTAL PROJECT

LRTP Ref: APPENDIX A REVENUE

FORECASTS TABLE 3 P5

Lead Agency: COLLIER COUNTY**Length:** N/A

Phase	Fund	2019/20	2020/21	2021/22	2022/23	2023/24	Total
CAP	FAA	0	0	180,000	0	0	180,000
CAP	LF	0	0	10,000	0	0	10,000
CAP	DDR	0	0	10,000	0	0	10,000
							0
							0
							0
							0
Total		0	0	200,000	0	0	200,000



4443941**EVERGLADES AIRPARK SEAPLANE BASE DESIGN AND CONSTRUCT****Project Description:** Note: On 9/27/18 CST phase moved to this FPN. Formerly was 4418151

Prior Years Cost: 312,500

Future Years Cost: 0

Total Project Cost: 1,100,000

Work Summary: AVIATION CAPACITY PROJECT

LRTP Ref: APPENDIX A REVENUE

FORECASTS TABLE 3 P5

Lead Agency: COLLIER COUNTY**Length:** N/A

Phase	Fund	2019/20	2020/21	2021/22	2022/23	2023/24	Total
CAP	DDR	630,000	0	0	0	0	630,000
CAP	DPTO	0	0	0	0	0	0
CAP	LF	157,500	0	0	0	0	157,500
							0
							0
							0
							0
Total		787,500	0	0	0	0	787,500

